

MEMORANDUM



Date: February 15, 2022
To: City Manager Chad Bird
From: Chief Marc Denney *MD*
Re: Police Department Activities – January 2022

Chief Denney participated in:

- * City Council Meetings, and Work Sessions.
- * Department Head and Attorney meetings.
- * A BPD FY23 Budget presentation to the City Council
- * A David A. Wunnenberg Community Policing Foundation Board Meeting
- * A Benchmark Analytics webinar
- * Weekly PD Admin meetings
- * Monthly PD Command meeting

Major Klein participated in:

- * Young House Family Services Board meeting
- * The City IT meeting
- * A DEA Drug Updates meeting
- * Weekly PD Admin meetings
- * Monthly PD Command meeting

Major Schaefer participated in:

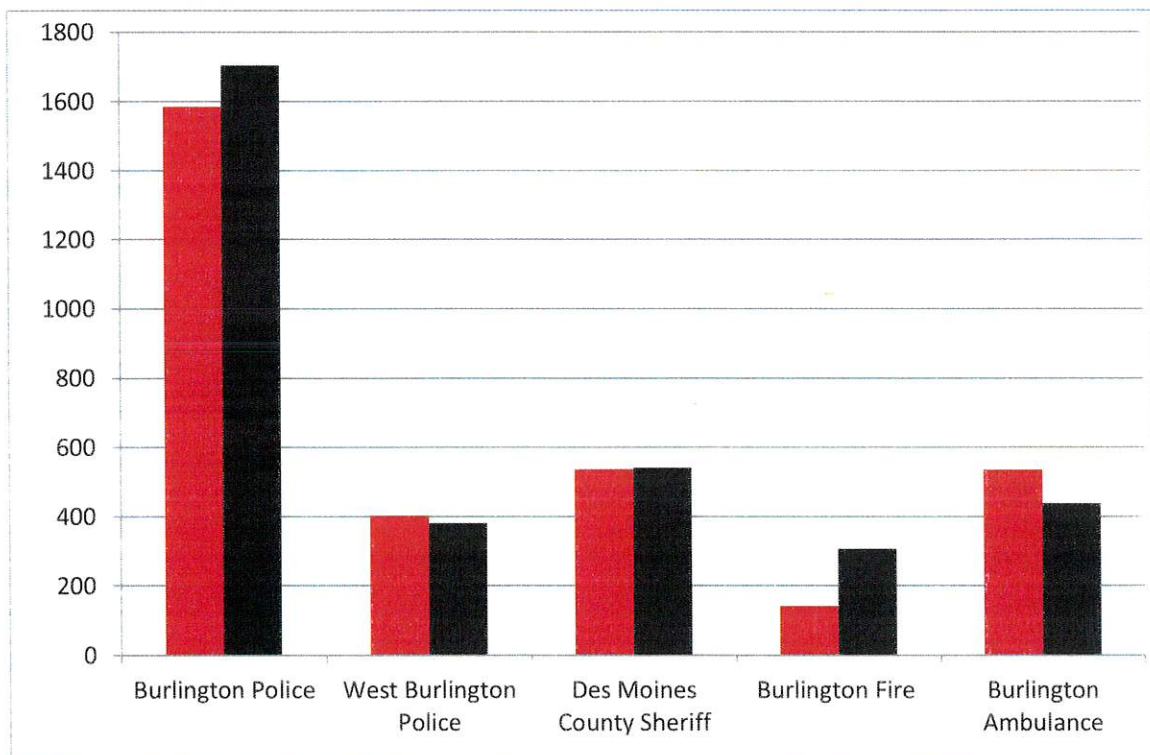
- * Frontline and Benchmarks Presentation
- * A Shamrock Shuffle planning meeting
- * A Citizens Police Academy planning meeting
- * Des Moines County Cultural Equity Team meeting
- * Building tour for Aldo Leopold students
- * Building Bridges Board meeting
- * SRO meeting
- * City website meeting
- * Weekly PD Admin meetings
- * Monthly PD command meeting
- * Club M

Training during the month of January included How to Make Excellence the Norm (via PoliceOne Academy), Lexipol Policy Updates, Daily Training Bulletins, Firearms Training Simulator, monthly Tactical Response Unit Officer training, NCIC Recertification Training, as well as individual officers becoming TASER certified, Defensive Tactics Instructor certified, a training course about Control of Drug Informants and Firearms certification.

Please see the attached police department statistics for the month of January 2022 as well as comparative stats from January 2021: related to.

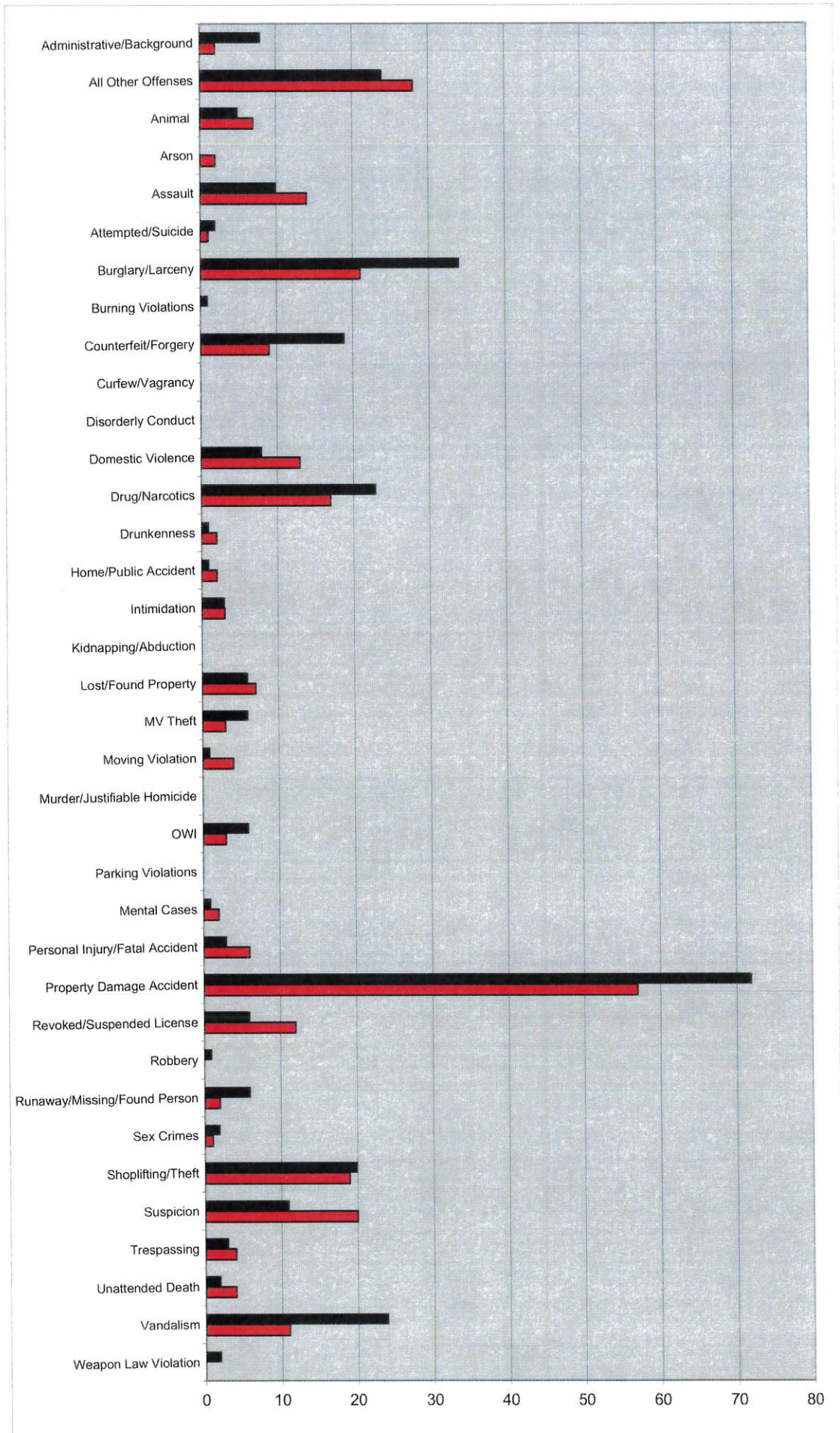
- Calls for Service
- Incidents
- Arrests and Charges
- Violent Crime (2015 to present)
- Criminal Investigations Cases

Calls Requiring an Emergency Response by Agency
January **2022** vs. January **2021**




Incidents

January 2022 vs. January 2021

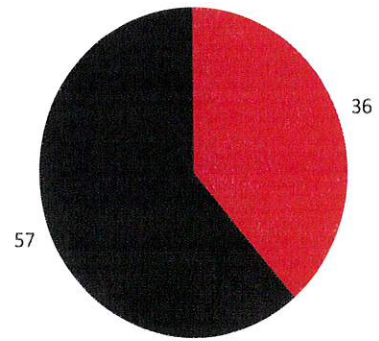


Arrest Types
January 2022 vs. January 2021

On-Site Arrests

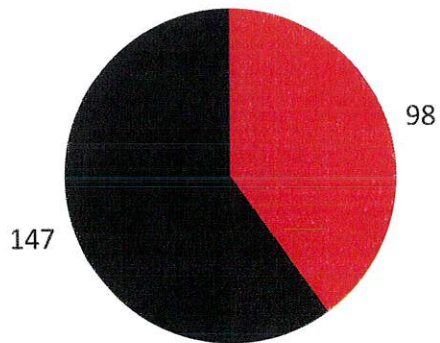


Warrant Arrests

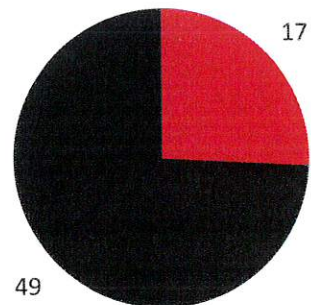


Charge Types
January 2022 vs. January 2021

Misdemeanor Charges



Felony Charges



Criminal Investigations Cases January 2022

	Case Assignments		Case Type				Arrests		Cases Cleared		Search	Call
	Primary	Secondary	Background	Misdemeanor	Felony	Other	Misdemeanor	Felony	(A)	(I)	Warrants	Outs
Det. Gallegos	3	2	1	1	1	1	7	1	7	3	0	1
Det. Riffel	4	2	1	1	1	1	1	0	1	0	2	1
Det. Jacobson	7	9	1	3	2	1	0	2	2	3	1	0
TOTAL	14	13	3	5	4	3	8	3	10	6	3	2

Violent Crime Statistics & Shots Fire/Gun Calls 2015 thru January 31, 2022

VIOLENT CRIME STATISTICS AS REPORTED TO THE FBI							CALLS	
Year	Aggravated Assault	Burglaries	Homicides	Non-Fatal Shooting (Intimidation)	Rape	Robberies	Shots Fired	Gun
2015	82	181	3	6 (28)	27	20	46	70
2016	96	241	2	12 (28)	34	30	74	64
2017	114	242	3	13 (17)	23	16	59	83
2018	77	234	0	7 (28)	38	11	22	54
2019	65	196	6	7 (16)	29	15	50	63
2020	56	148	1	2 (6)	20	15	39	69
2021	69	190	0	3 (31)	14	7	45	47
2022	10	8	0	0 (3)	0	0	0	5



HOT BUTTON:

Due to planned retirements, resignations and injury leave, the Burlington Police Department is experiencing a shortage of certified police officers. Additionally, we observed fewer police officer applicants over the past year, which is a current nationwide trend. These factors have caused us to continually review staffing levels and reorganize shifts and squads to provide optimum police protection in our community.