



MEMORANDUM

Date: April 8, 2021
To: City Manager Chad Bird
From: Chief Marc Denney
Re: Police Department Activities – March 2021

The issuance of a State of Public Health Disaster Emergency by Gov. Reynolds on March 17, 2020 and Mayor Billups Emergency Proclamation also on March 17th directly impacted the citizens of the community and daily operations of the Burlington Police Department as can be seen in the following activity report and statistics. This report will feature the one-year impact from March 17, 2020 through March 16, 2021.

Chief Denney participated in City Council Meetings, a Special Meeting and Work Sessions.

Chief Denney participated in Department Head and Attorney meetings.

Chief Denney participated in:

- The Peace Officer talk show on KBUR
- A tour of DesCom
- A Webinar sponsored by the FBINAA
- An E911 Control Board meeting via Zoom
- An introduction to the Citizens Police Academy
- A fundraiser for the Des Moines County Humane Society/Animal Shelter
- A tour of Notre Dame Schools
- A presentation to the Lions Club

Major Klein participated in:

- Weekly COVID briefings with Emergency Management via Zoom
- A meet and greet/tour of the BPD for the Greater Burlington Partnership
- A meeting with the Superintendent of BCSD
- An Opioid Coalition meeting
- A Board Meeting of Young House Family Services
- A meeting with DesCom regarding CAD
- POP Unit interviews

Major Schaefer participated in:

- Weekly EOC COVID Briefings with Emergency Management
- A meeting about grants with the City Treasurer
- Homeless Prevention meeting
- Club M participation at Ed Stone and Aldo Leopold
- Des Moines County Cultural Equity meeting

- The Citizen Police Academy sessions
- A meeting with Iowa Emergency Vehicle
- A meeting with Sgt. Short in regard to Boat Patrol

Sworn officers participated in Critical Incident Response training via the PoliceOne Academy, daily training bulletins, Lexipol policy updates and utilized the Firearms Training Simulator. Select sworn police officers participated Patrol Response to Street Drugs, Clandestine Laboratory Site Safety Officer Certification, TASER Recertification Training and USPCA K-9 trials. Additionally, there were two citizen ride-a-longs with the patrol division and an ALICE Training Presentation for Grow Greater Burlington.

During the month of February, there were 43 animals received at the Animal Shelter. Please see the attached police department statistics for the month of March 2021 as well as comparative stats from March 2020.

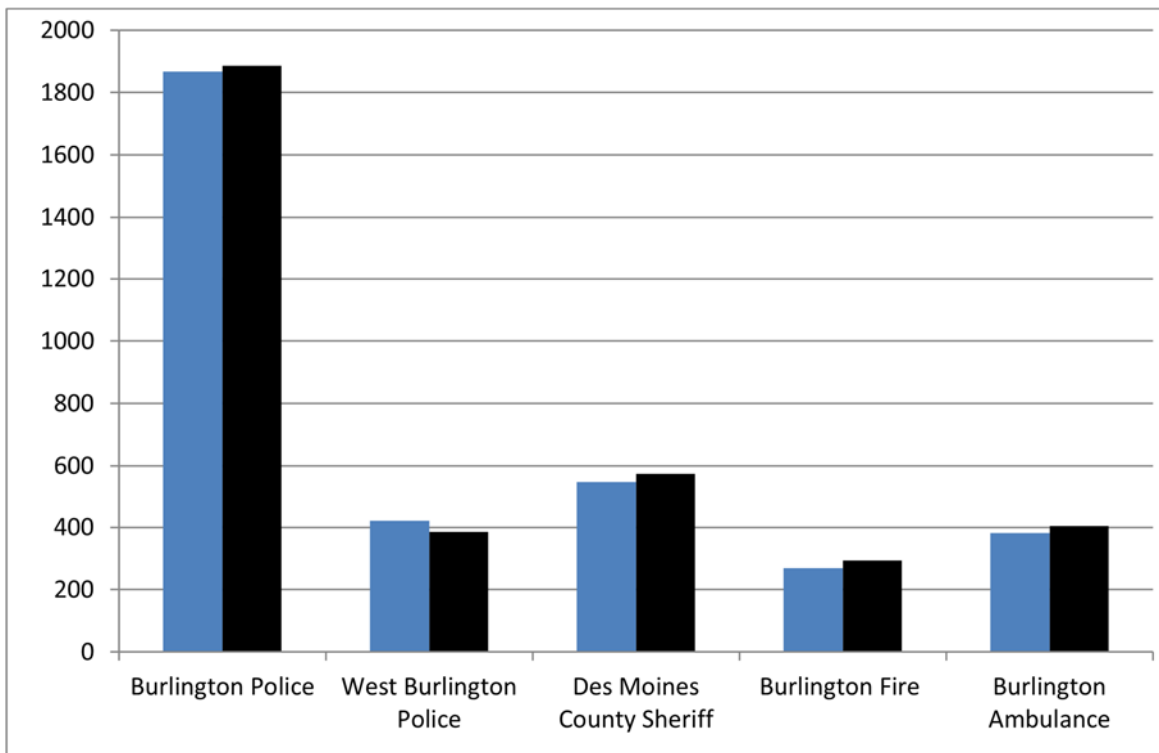
Calls for Service

- Incidents
- Arrests and Charges
- Violent Crime (2015 to present)
- Criminal Investigations Cases
- Covid-Related Calls for Service Statistics

Since the Emergency Proclamation was issued, there have been some changes realized in three call types (Traffic Stops, Vandalism and Domestic Violence). Additionally, due to restrictions on inmates received at the Des Moines County jail, arrest numbers are reduced. This will be the last monthly report featuring stats related to COVID-19.

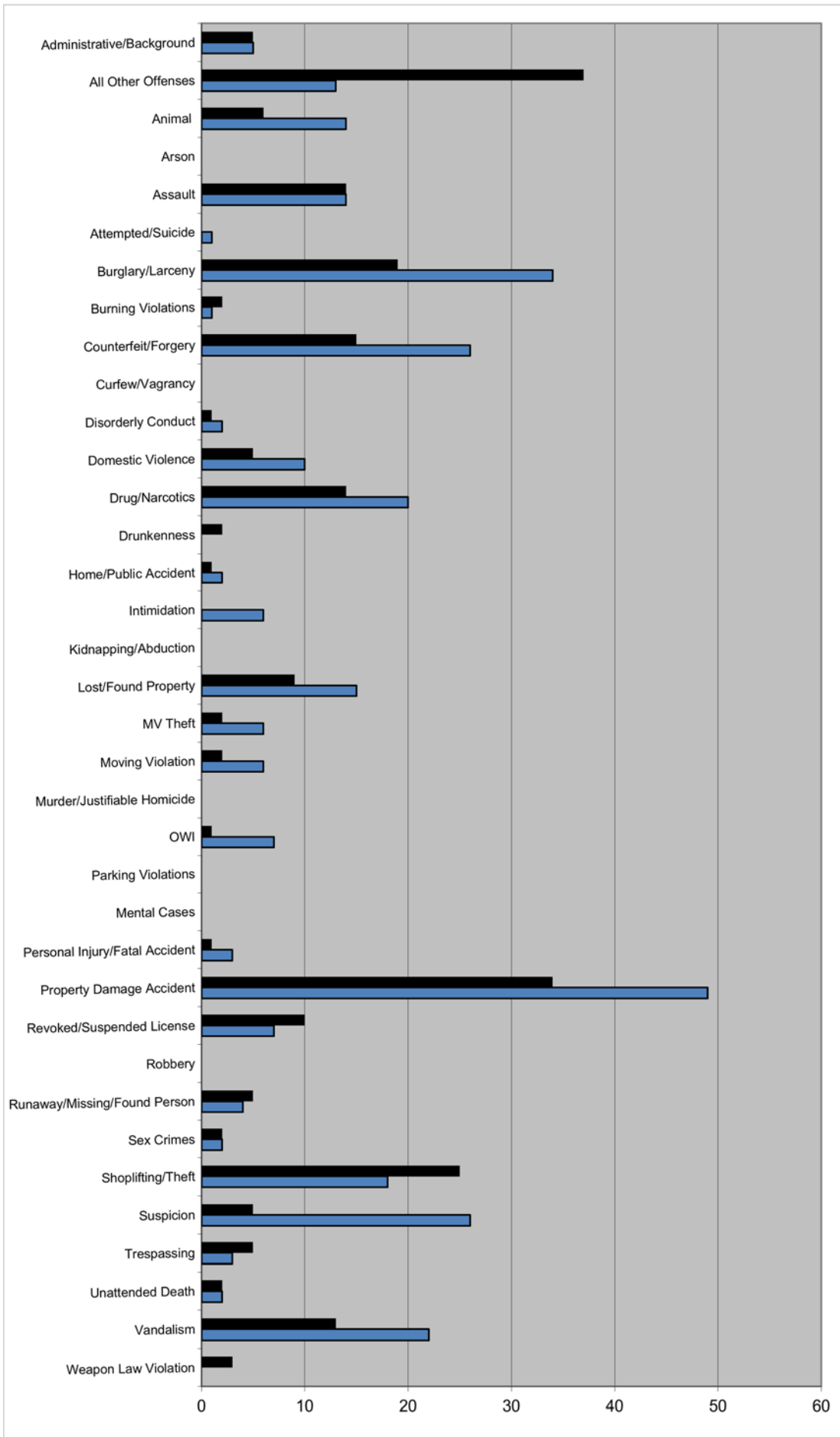
Calls Requiring an Emergency Response by Agency

March **2021** vs. March **2020**

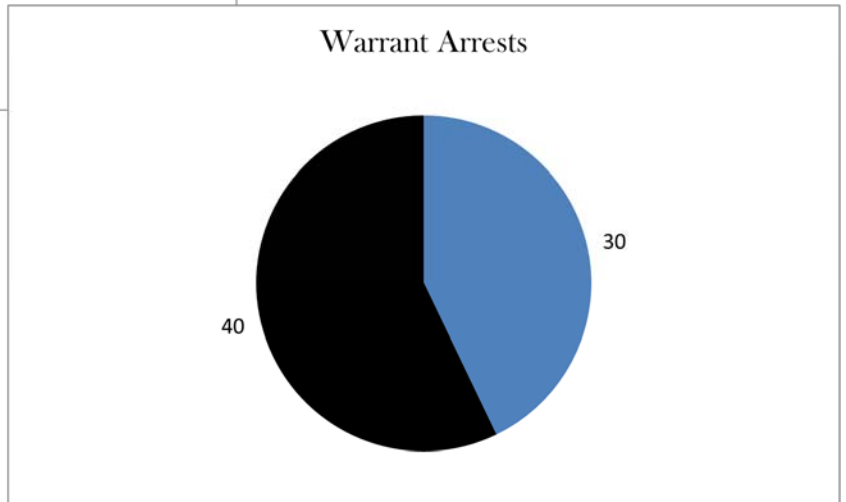
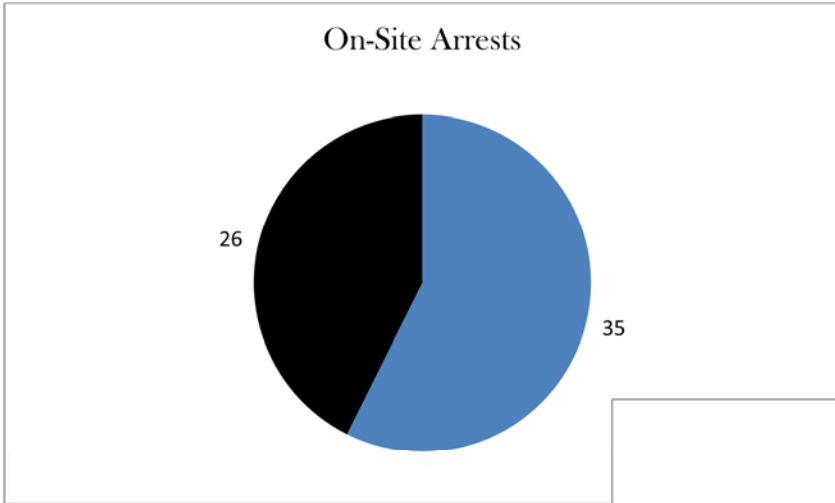


Incidents

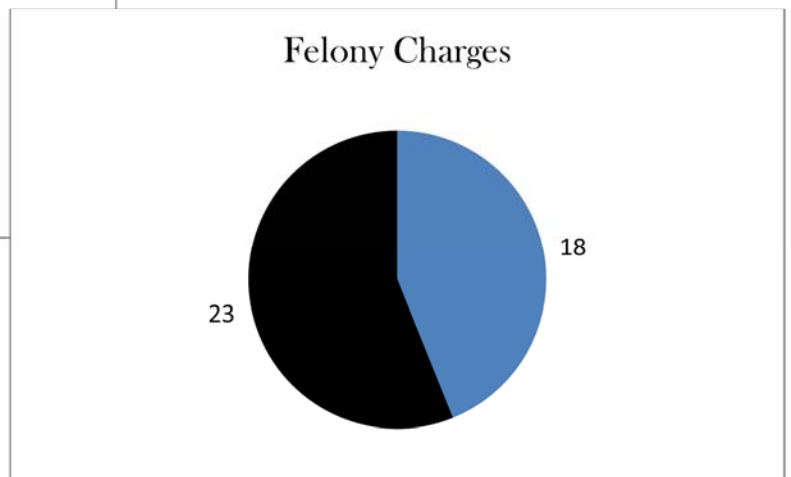
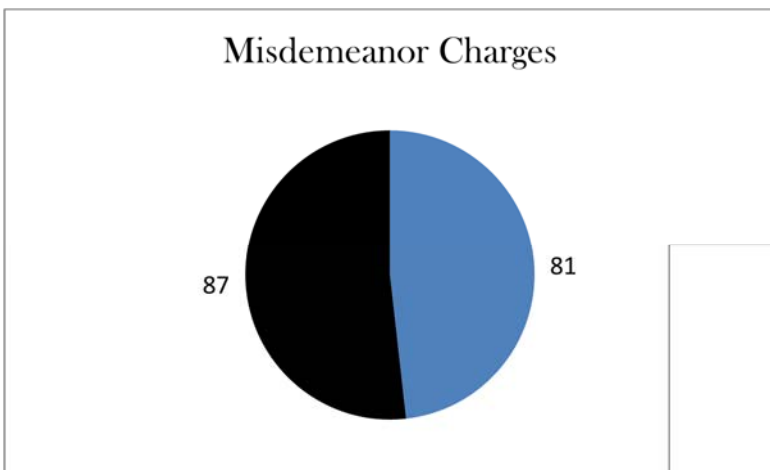
March 2021 vs. March 2020



Arrest Types
March 2021 vs March 2020



Charge Types
March 2021 vs March 2020



Criminal Investigations Cases March 2021 vs March 2020

	Case Assignments		Case Type				Arrests		Cases Cleared		Call Outs
	Primary	Secondary	Background	Misdemeanor	Felony	Other	Misdemeanor	Felony	(A)	(I)	
Det. Chiprez	3	2	0	0	3	0	0	0	0	0	0
Det. Henning	5	1	0	0	5	0	0	1	1	0	0
Det. Riffel	2	3	0	0	1	0	0	0	0	1	0
Det. Webster	2	5	0	0	1	0	0	1	1	2	0
POP Off. Reddick	7	2	0	16	6	0	16	6	8	1	0
TOTAL	19	13	0	16	16	0	16	8	10	4	0

Violent Crime Statistics & Shots Fire/Gun Calls 2015 thru March 30, 2021

VIOLENT CRIME STATISTICS AS REPORTED TO THE FBI							CALLS	
Year	Aggravated Assault	Burglaries	Homicides	Non-Fatal Shooting (Intimidation)	Rape	Robberies	Shots Fired	Gun
2015	82	181	3	6 (28)	27	20	46	70
2016	96	241	2	12 (28)	34	30	74	64
2017	114	242	3	13 (17)	23	16	59	83
2018	77	234	0	7 (28)	38	11	22	54
2019	65	196	6	7 (16)	29	15	50	63
2020	56	148	1	2 (6)	20	15	39	69
2021	7	53	0	1(12)	4	2	7	14

Traffic Stops, Domestic Problem and Vandalism March 17 thru March 16: 2018 - 2021

