

MEMORANDUM



Date: November 9, 2020
To: City Manager
From: Acting Chief Jeff Klein
Re: Police Department Activities – October 2020

The issuance of a State of Public Health Disaster Emergency by Gov. Reynolds on March 17th and Mayor Billups Emergency Proclamation also on March 17th directly impacted the citizens of the community and daily operations of the Burlington Police Department as can be seen in the following activity report and statistics.

- Acting Chief Klein participated in City Council Work Session and Meetings.
- Acting Chief Klein participated in Department Head and Attorney meetings.
- Acting Chief Klein participated in:
 - The KBUR Peace Officer Talk Show
 - DAW Foundation meeting
 - City Safety meeting
 - Self-Reliance Board of Directors meeting
 - Iowa Community Awareness Briefing
 - City IT meeting
 - BCSD Mentor meeting via Zoom
 - Presentation of a Conditional Offer of Employment to a police officer applicant
- Major Schaefer participated in:
 - Weekly EOC COVID Briefings with Emergency Management
 - Des Moines County Cultural Equity team meeting
 - Club M meeting
 - SAFE Coalition meeting
 - Building Bridges meeting
 - FBINA Iowa Luncheon meeting in Ames
- Several officers attended the Police Appreciation coffee event at Sunnybrook.
- Sworn officers participated in Community Policing training via the PoliceOne Academy, Officer Resiliency training, daily training bulletins, Lexipol policy updates and utilized the Firearms Training Simulator. Individual officers obtained his/her annual Fitness Test/Transition Skills for the Tactical Team, a train the trainer Fair and Impartial Policing, Interview and Interrogation training, Radar/Lidar Instructor's certification and ASP re-certification. The Annual Top-Gun competition

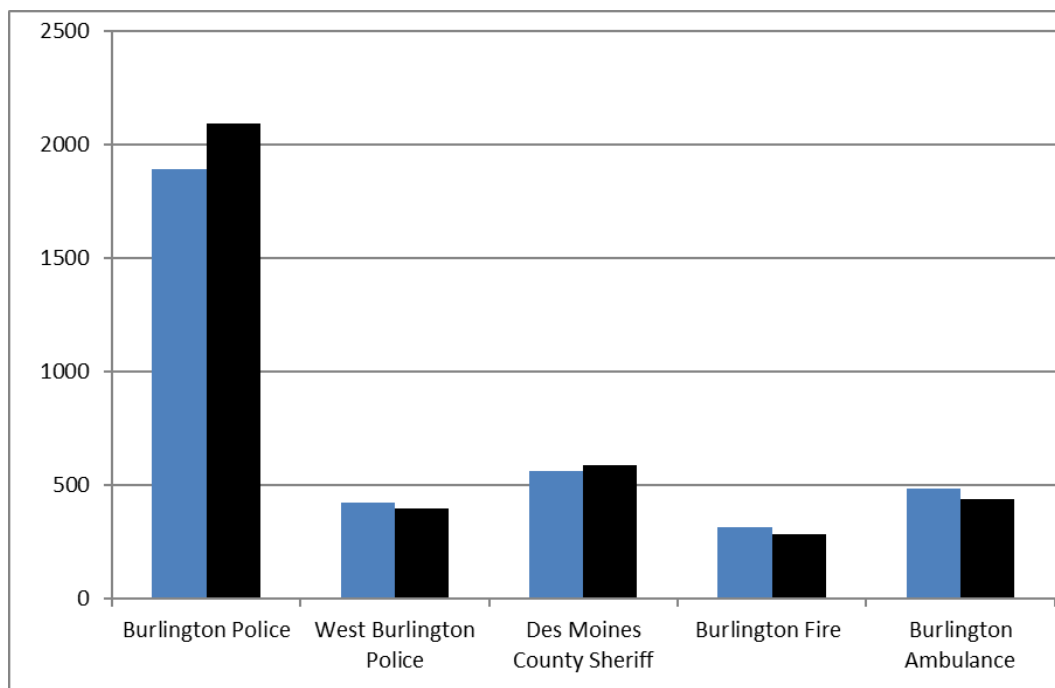
was held with Des Moines County law enforcement officers having the opportunity to compete against one-another and attend an awards banquet.

- During the month of October, one officer continued Basic ILEA training at Camp Dodge and two officers completed step I of the FTO process. One presentation was given in October to a combined total of 20 people. Additionally, three officers assisted with the Sunnybrook Trunk-or-Treat event and two citizens took part in a ride-a-long. During the month of September, there were 75 animals received at the Animal Shelter. Please see the attached police department statistics for the month of October 2020 as well as comparative stats from October 2019:

- Calls for Service
- Incidents
- Arrests and Charges
- Violent Crime (2015 to present)
- Criminal Investigations Cases

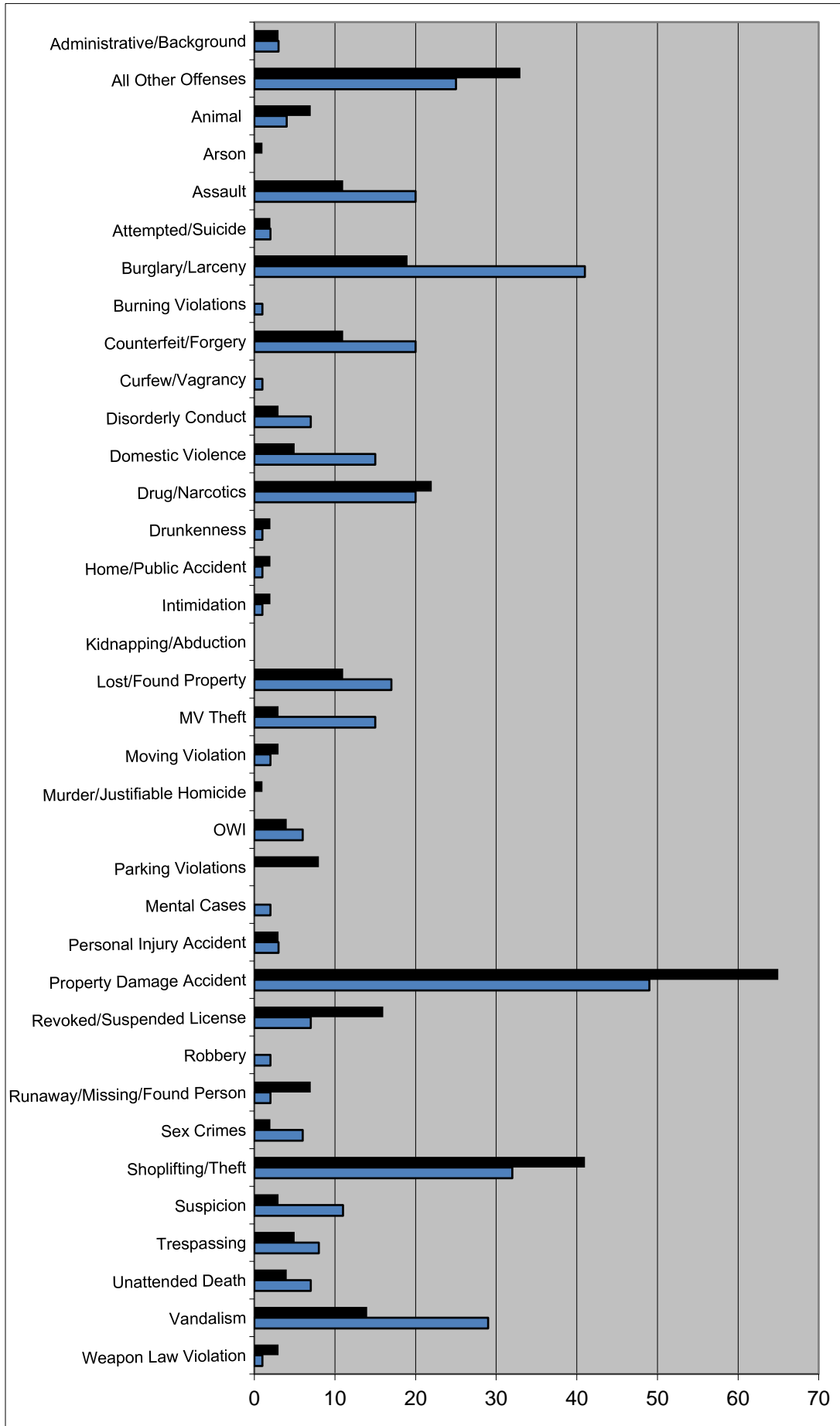
Since the Emergency Proclamation was issued, there have been some changes realized in three call types (Traffic Stops, Vandalism and Domestic Violence). Additionally, due to restrictions on inmates received at the Des Moines County jail, arrest numbers are reduced.

Calls Requiring an Emergency Response by Agency October 2020 vs. October 2019



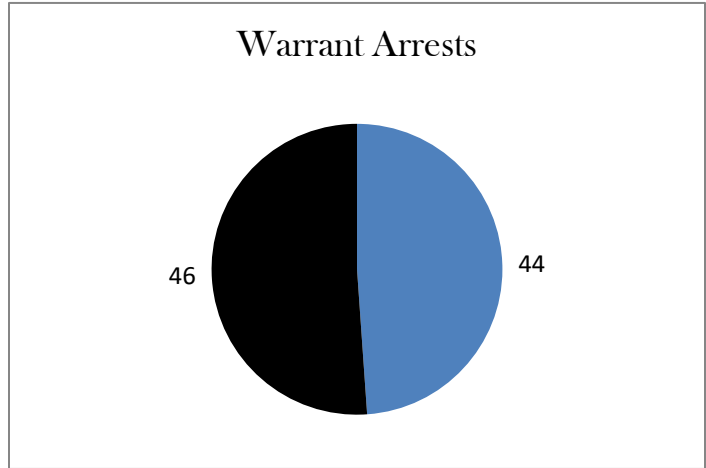
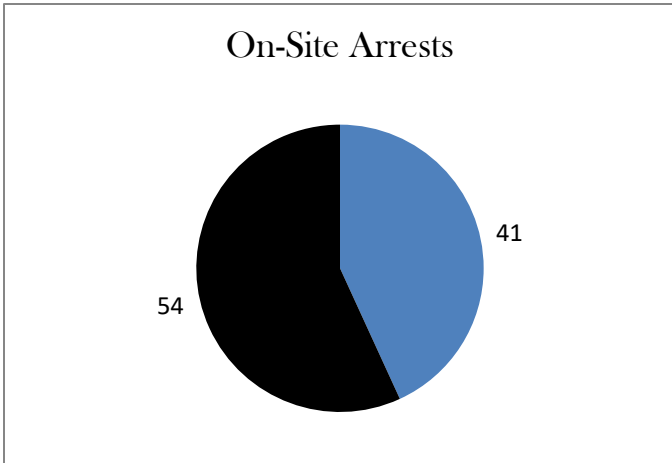
Incidents

October 2020 vs. October 2019



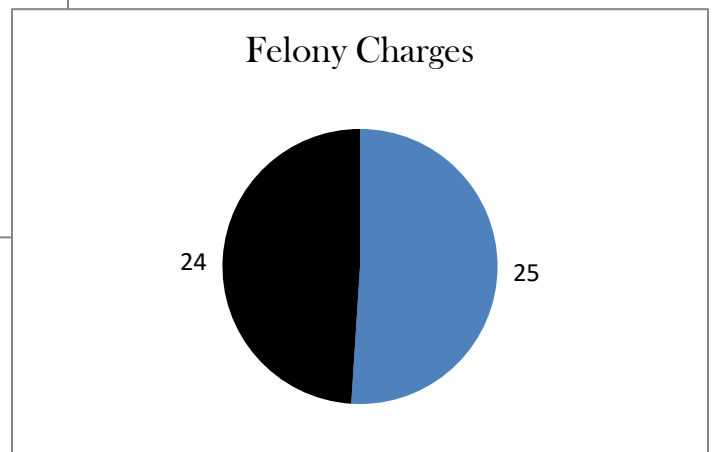
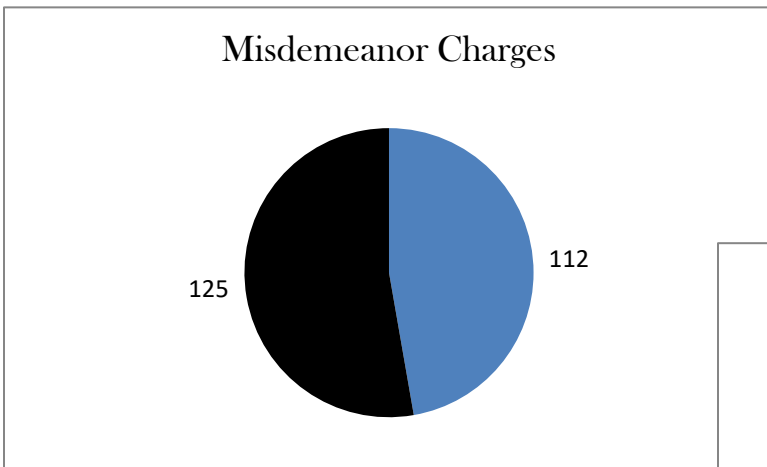
Arrest Types

October 2020 vs October 2019



Charge Types

October 2020 vs. October 2019



Criminal Investigations Cases
October 2020

| | Case Assignments | | Case Type | | | | Arrests | | Cases Cleared | | Call Outs |
|------------------|------------------|-----------|-------------|--------------|-----------|----------|-------------|----------|---------------|-----------|-----------|
| | Primary | Secondary | Backgrounds | Misdemeanors | Felony | Other | Misdemeanor | Felony | (A) | (I) | |
| Det. Chiprez | 2 | 2 | 1 | 0 | 1 | 0 | 0 | 0 | 0 | 0 | 0 |
| Det. Schwandt | 2 | 5 | 0 | 0 | 2 | 0 | 3 | 1 | 4 | 2 | 3 |
| Det. Riffel | 2 | 4 | 0 | 0 | 1 | 1 | 0 | 0 | 0 | 0 | 0 |
| Det. Henning | 13 | 4 | 2 | 0 | 8 | 3 | 0 | 0 | 0 | 7 | 6 |
| POP Off. Reddick | 7 | 2 | 0 | 0 | 7 | 0 | 0 | 5 | 2 | 3 | 0 |
| TOTAL | 26 | 17 | 3 | 0 | 19 | 4 | 3 | 6 | 6 | 12 | 9 |

VIOLENT CRIME STATISTICS & SHOTS FIRED/GUN CALLS
2015 thru October 31, 2020

| VIOLENT CRIME STATISTICS AS REPORTED TO THE FBI | | | | | | | CALLS | |
|-------------------------------------------------|--------------------|------------|-----------|-----------------------------------|------|-----------|-------------|-----|
| Year | Aggravated Assault | Burglaries | Homicides | Non-Fatal Shooting (Intimidation) | Rape | Robberies | Shots Fired | Gun |
| 2015 | 82 | 181 | 3 | 6 (28) | 27 | 20 | 46 | 70 |
| 2016 | 96 | 241 | 2 | 12 (28) | 34 | 30 | 74 | 64 |
| 2017 | 114 | 242 | 3 | 13 (17) | 23 | 16 | 59 | 83 |
| 2018 | 77 | 234 | 0 | 7 (28) | 38 | 11 | 22 | 54 |
| 2019 | 65 | 196 | 6 | 7 (16) | 29 | 15 | 50 | 63 |
| 2020 | 45 | 100 | 0 | 1(5) | 16 | 10 | 33 | 54 |

COVID-19 RELATED STATISTICS

Traffic Stops, Domestic Problem and Vandalism Calls

March 12 thru October 31: 2018-2020

