

Burlington Police Department



2011 Annual Report

Submitted by: Chief D.C. Luttenegger



Daniel C. Luttenegger
Chief of Police
Burlington Police Department
424 North 3rd Street
Burlington, IA 52601
Phone Number: (319) 753-8366
Fax Number: (319) 753-5187

Dear Mayor Davidson and Fellow Council Members:

On behalf of the men and women of the Burlington Police Department, it is our privilege and honor to present our 2011 annual report. The year represented completion of another year of service by the Department to our community. It was a year of progress and accomplishment for our agency, made possible not only by the dedication and professionalism of the Department's employees, but also by the outstanding support we receive from the City Manager, Council and our community at large.

The Burlington Police Department subscribes to a community oriented policing based philosophy, working in partnership with our citizens to deter crime and resolve safety related concerns. We work diligently to provide an environment for which our citizens feel safe in their everyday activities. We continue to embrace technology as it is changing the norms of law enforcement. This past year we have implemented Command Central a new crime fighting analysis software tool that aids us in our directed patrol efforts. We have also introduced the use of social media to our citizens, they can now text in crime tips and check their respective neighborhoods for up to date criminal activity. We recognize the need to reach out with crime prevention strategies, security measures and enforcement programs that encourage active cooperation and participation of all Burlington residents. The officers and staff of this department are genuinely committed to Burlington and its' citizens. Although tough economic times are upon us, they continue to work hard and are truly doing more with less.

I have included our mission statement and core values to emphasize our commitment to the community with the promise that we will work everyday to meet these standards.

MISSION STATEMENT

The mission of the Burlington Police Department is to guarantee a peaceful community through the enforcement of state and local laws, impartially and without prejudice, and to uphold the Constitution of the United States. We are committed to the protection of human life, individual rights and personal property through continuous care and professional service.

CORE VALUES

- 1. We will maintain a leadership role through training, education, use of technology, and continuous improvement of police service.*
- 2. We will respect the individual and cultural differences that make up our community.*
- 3. We will be sensitive and responsive to citizen needs and treat all people with dignity, respect, and fairness.*
- 4. We will be proactive in the reduction of crime.*
- 5. We will utilize our resources in the most efficient and effective manner.*
- 6. We will be professional, cooperative, and respectful to fellow employees.*
- 7. We will provide leadership and direction to reach our vision.*

Respectfully submitted,

Daniel C. Luttenegger
Chief of Police

L. Douglas Beard
Major of Operations

Burlington Police Department 2011 Accomplishments

- ✦ The Burlington Police Department secured over \$150,000 in Federal grant funds for the Southeast Iowa Narcotics Task Force
- ✦ Five new tough book computers were purchased to advance in-car community policing capabilities.
- ✦ Two new officers were hired, trained and certified to fill vacancies resulting from attrition.
- ✦ A major marijuana distribution ring was dismantled, which included the seizure of over 125 pounds of marijuana.
- ✦ A new boat motor for the Water Response Unit was purchased with the support of a Byrne Justice Assistance Grant.
- ✦ Overtime funding from the Governor's Traffic Safety Bureau allowed the city of Burlington to achieve a 96.8% seatbelt usage rate.
- ✦ For the first time in Department history, a Hostage Negotiation Team was established with funding assistance from the David A. Wunnenberg Community Policing Foundation,

BURLINGTON POLICE DEPARTMENT ORGANIZATIONAL CHART

Chief Luttenegger
Hired October 16, 1981

Major Beaird
Hired January 1, 1988

Lieutenant Klein
Hired March 5, 1992

Lieutenant Allen
Hired May 23, 1991

Lieutenant Kramer
Hired January 5, 1988

Lieutenant Grimshaw
Hired April 1, 1988

Sergeant Thomson Hired September 3, 1998	Sergeant Larkins Hired January 6, 1997	Sergeant Zahn Hired December 28, 1994	Sergeant Venvertloh Hired August 26, 1997	Sergeant Schaefer Hired January 11, 1993	Dispatcher Murphy Hired March 15, 1988	Dispatcher II Behne Hired February 13, 1991
--	--	---	---	--	--	---

Officer Houlton Hired May 28, 1979	Officer Corrick Hired September 1, 1988	Officer Stirn Hired April 1, 1991	Officer Bloomer Hired January 26, 1995	Detective K. Zahner Hired April 1, 1991	Dispatcher Wilkerson Hired January 26, 1995	Dispatcher Fincher-Smith Hired February 3, 1997
--	---	---	--	---	---	---

Officer Ruberg Hired November 1, 1984	Officer Hoffer Hired May 25, 1990	Officer Wyatt Hired March 29, 1999	Officer Webster Hired August 11, 2003	Detective Moret Hired August 16, 1999	Dispatcher Heuvelmann Hired July 6, 2004	Dispatcher Watkinson Hired January 16, 2006
---	---	--	---	---	--	---

Officer Hall Hired March 25, 1991	Officer Hillyer Hired August 22, 1997	Officer Smith Hired December 19, 2007	Officer Cameron Hired August 21, 2006	Detective Short Hired August 18, 1999	Dispatcher Talley Hired February 5, 2007	Dispatcher Schneden Hired September 16, 2011
---	---	---	---	---	--	--

Officer Fogle Hired July 1, 1991	Officer Tripp Hired August 23, 1999	Officer Pope Hired December 10, 2009	Officer Carroll Hired August 22, 2006	Detective Chiprez Hired August 23, 2000
--	---	--	---	---

School Resource Officer B. Zahner
Hired January 1, 2002

Officer Hild Hired January 9, 1995	Officer Glendening Hired December 15, 2002	Officer Nelson Hired December 11, 2009	Officer Larger Hired August 16, 2007	Detective Schwandt Hired August 16, 2001
--	--	--	--	--

Animal Control Officer Orth
Hired June 5, 2006

Officer Merryman Hired January 1, 1999	Officer Gerdner Hired November 1, 2005	Officer Falat Hired December 27, 2011	Officer Rohrer Hired August 17, 2007
--	--	---	--

Parking Enforcement Officer Parrott
Hired January 3, 2012

Officer Peterson Hired March 30, 2012	Officer Hastings Hired January 6, 2012
---	--

Fiscal Off./Records Suprv. Eland
Hired April 30, 2007

Records Clerk II Stonehouse
Hired May 31, 1974

Records Clerk II Norton
Hired July 28, 1982

Records Clerk II Bowman
Hired November 5, 1993

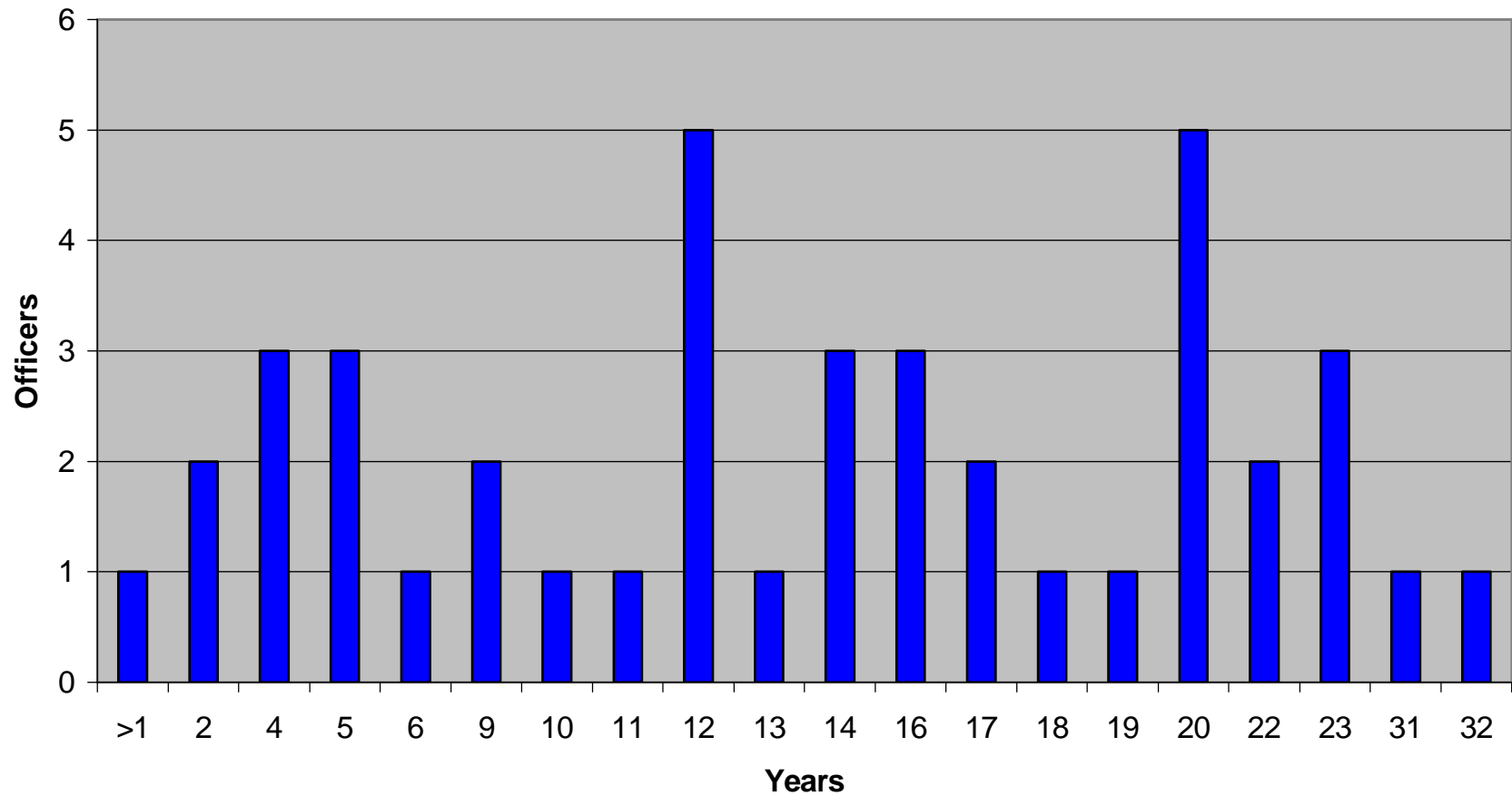
Records Clerk II Wilson
Hired April 11, 2006

**Federal Grant Funding Awarded to
The Burlington Police Department
2011**

Grant	Amount	Activity
COPS Grant	\$337,824	To hire and pay salary and benefits for two police officers over a three-year timeframe. <i>(Year #3)</i>
Justice Assistance Grant 2010	\$34,088	To replace the base radio, upgrade the Rescue Boat motor and toward the salaries and benefits for Southeast Iowa Narcotics Task Force Officers. <i>(Completed)</i>
Justice Assistance 'Recovery' Grant	\$145,351 (\$6,465 to SEINT)	Southeast Iowa Narcotics Task Force funding and the construction of the new Des Moines County communications center. <i>(Completed)</i>
Justice Assistance Grant 2011	\$30,653 (\$6,130 to SEINT)	Southeast Iowa Narcotics Task Force funding and to upgrade the base radio repeater and recorder.
Governor's Traffic Safety Grant	\$18,500	Salary reimbursement for overtime enforcement and saturation patrols.

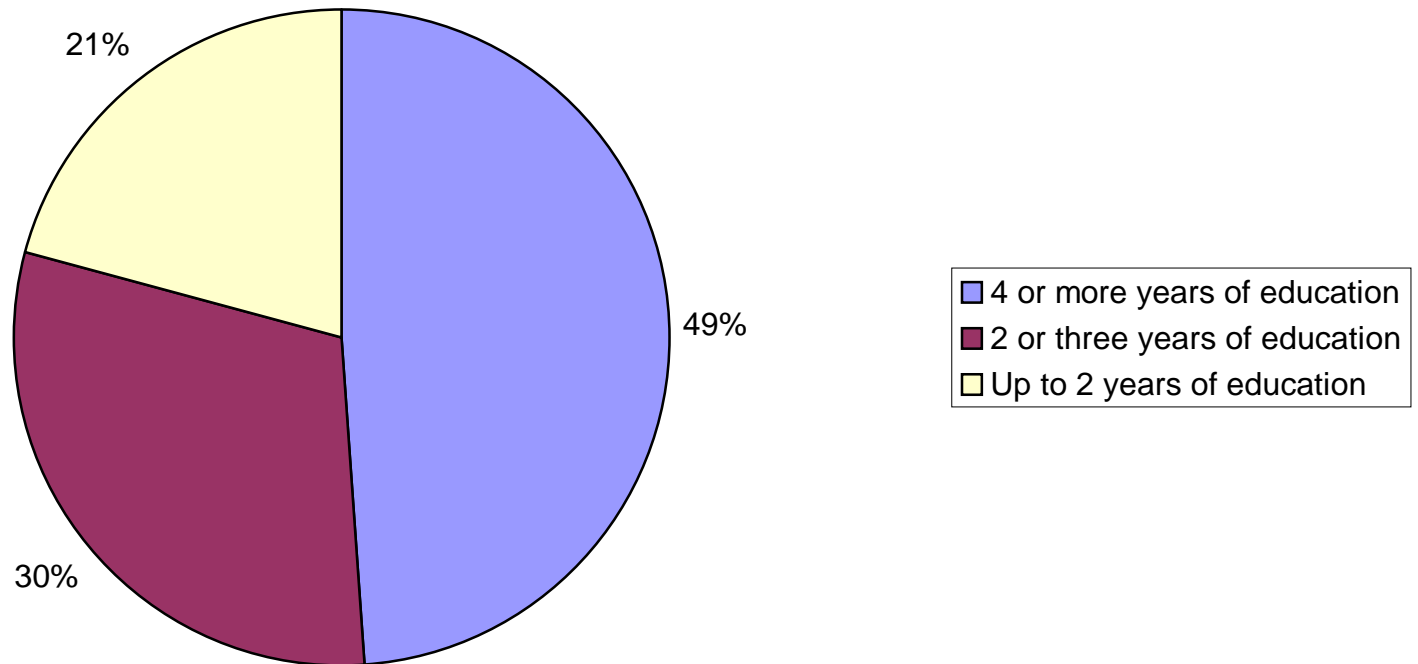
Years of Service

Average 14 Years of Service



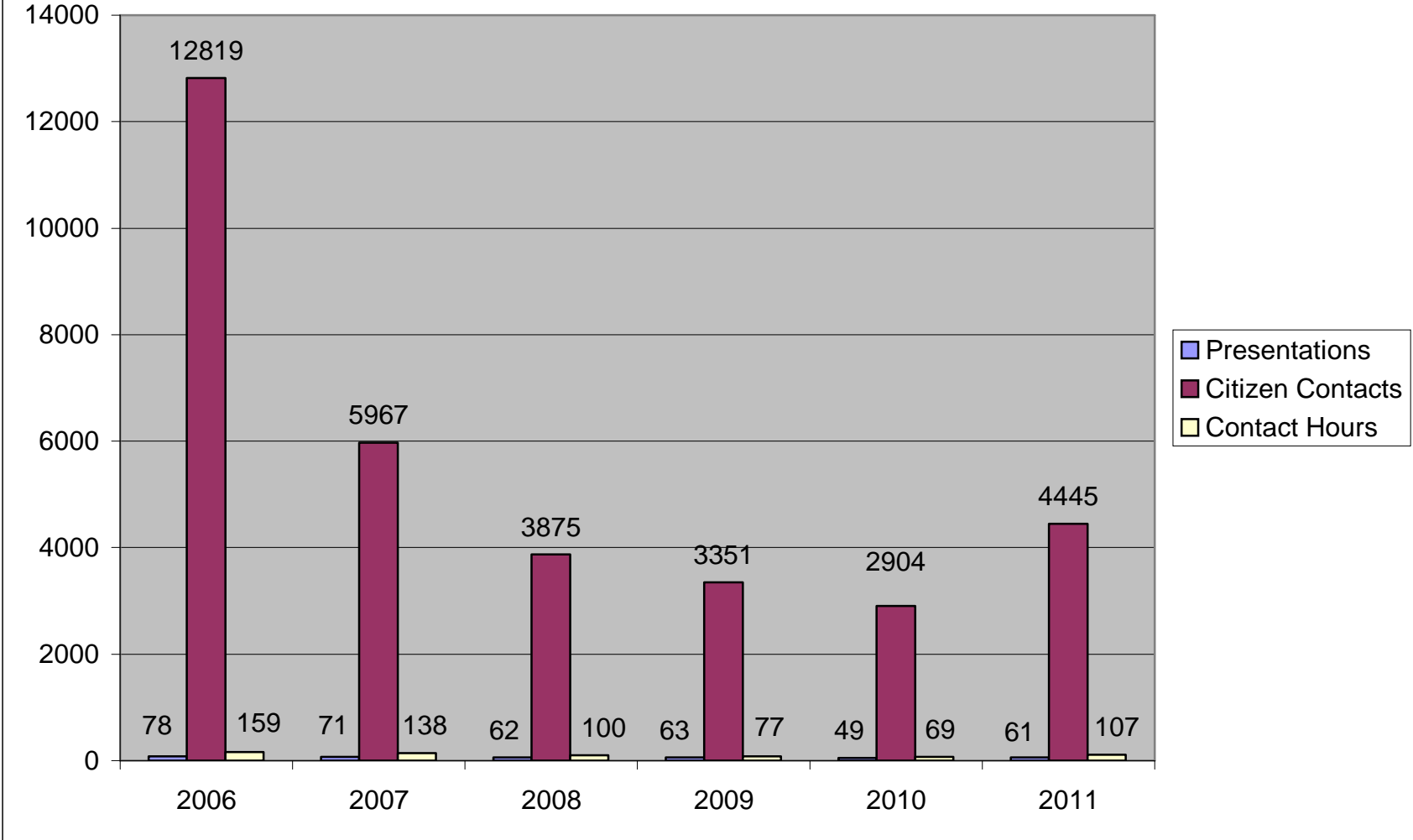
This graph indicates the number of years each of the forty-three sworn police officers have worked for the Burlington Police Department. The average number of years of service to the Burlington Police Department by sworn officers is 14 years.

Years of Education



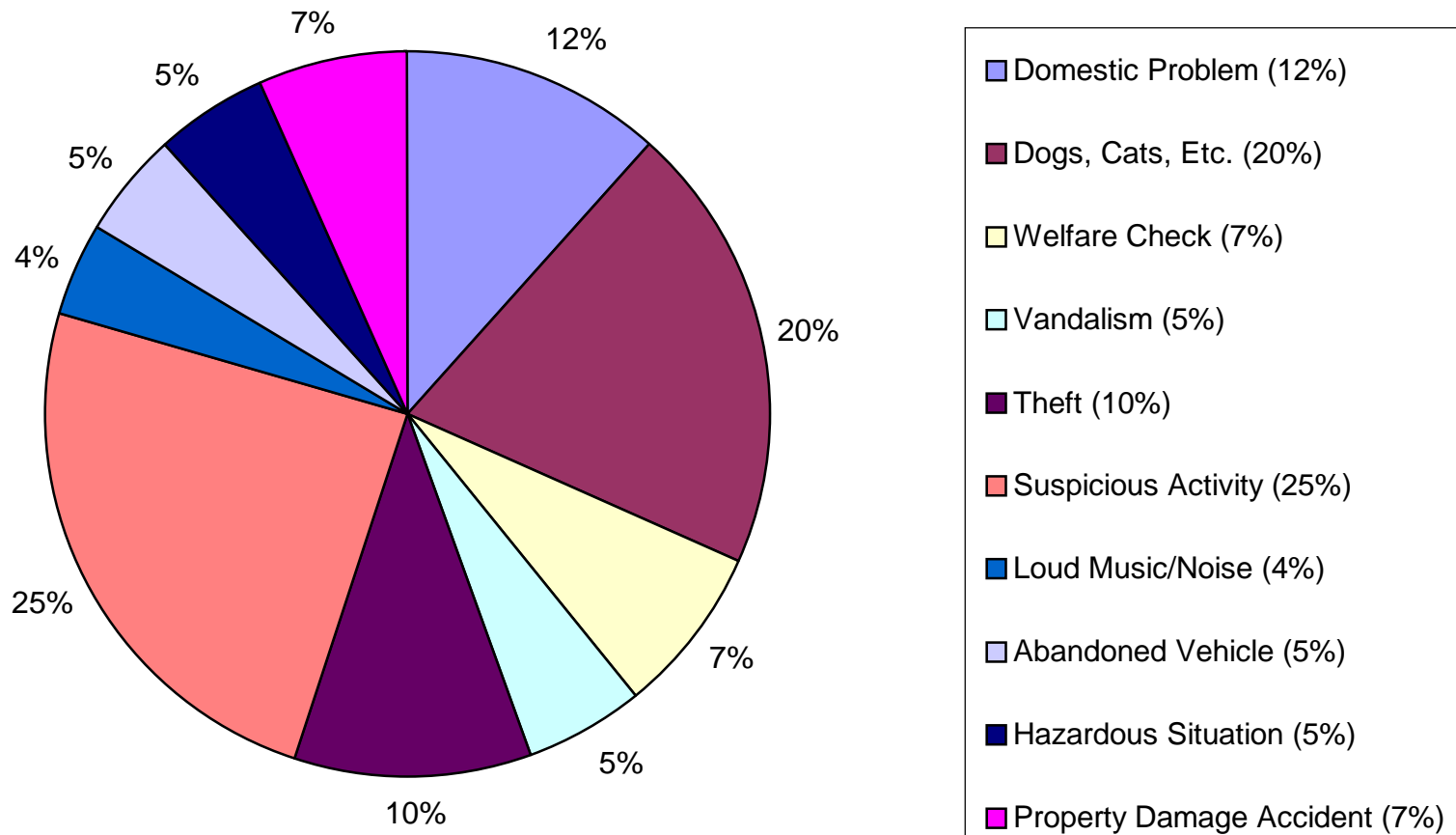
This graph demonstrates the years of education, following high school, that each sworn officer of the Burlington Police Department has obtained as of December 31, 2011.

Presentations & Citizen Contact



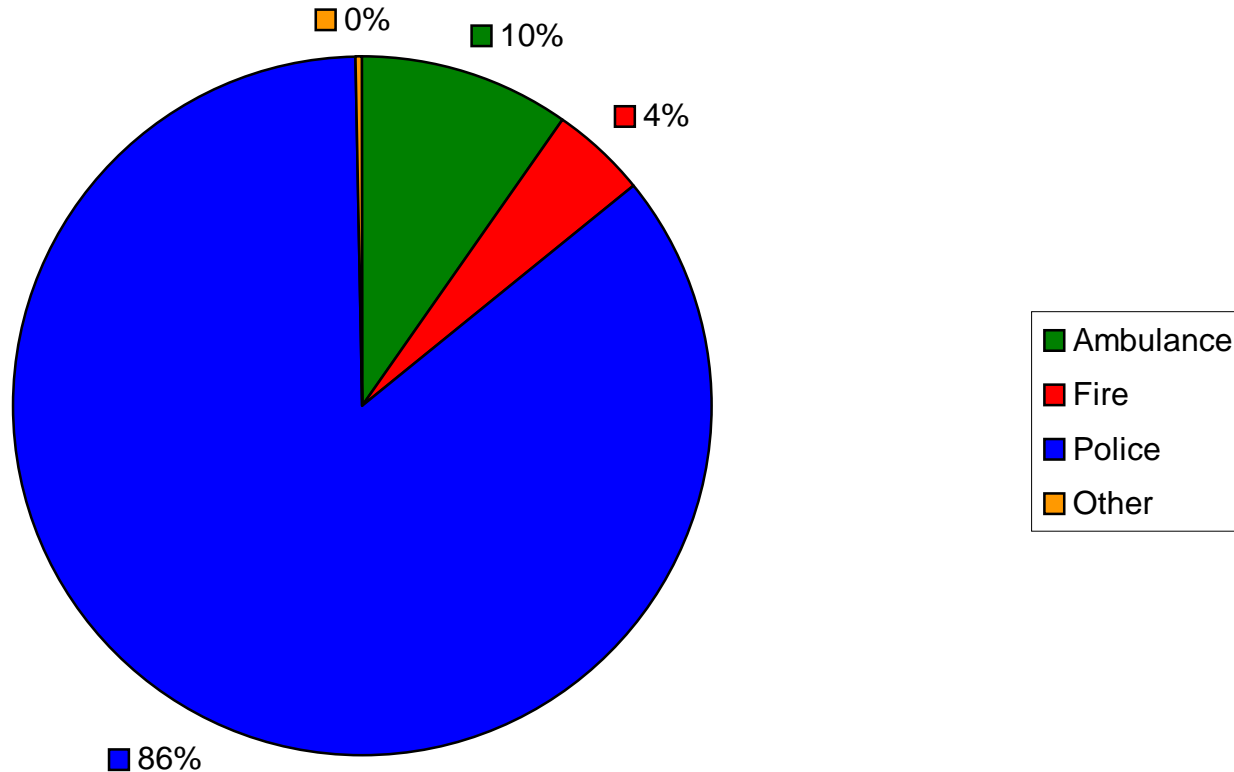
This graph indicates the number of presentations, citizens in attendance, and the amount of hours utilized by police officers to educate and inform about various law enforcement topics during 2011.

Top Ten Calls For Service 2011



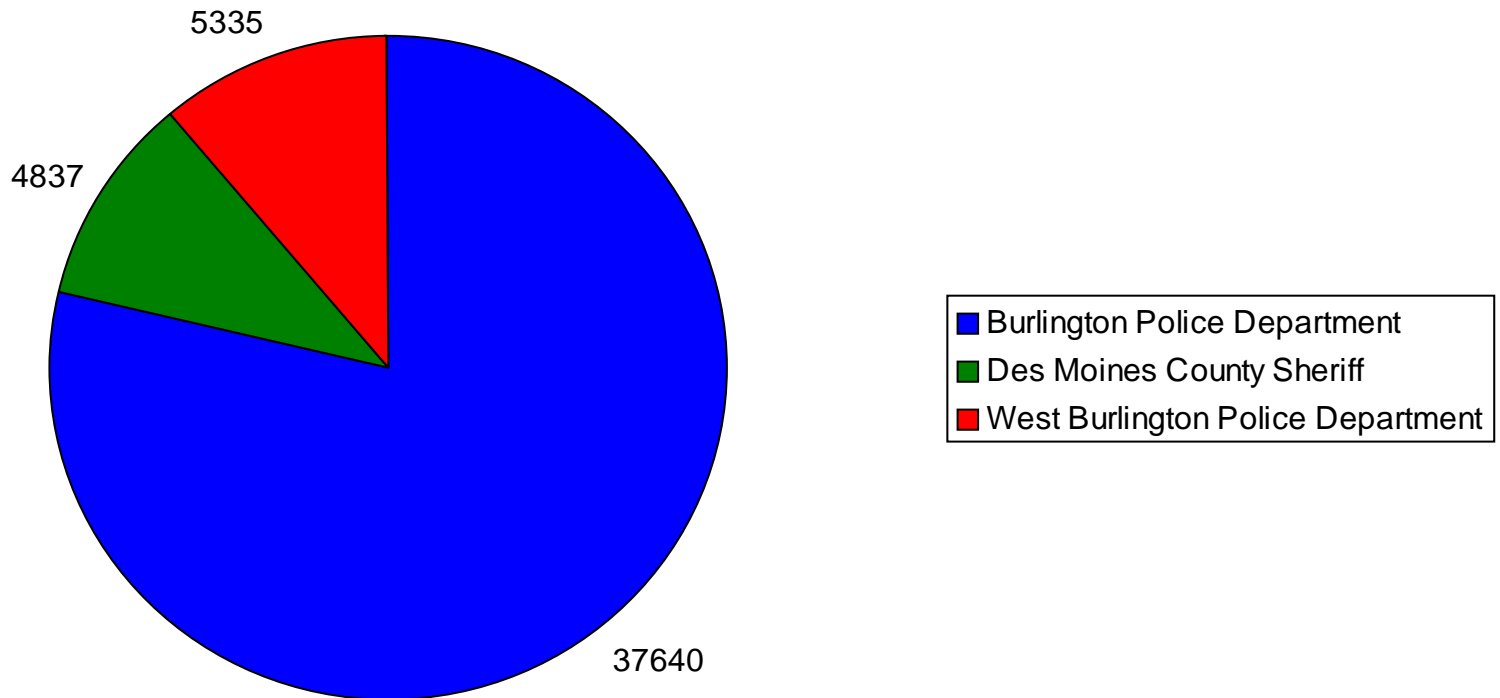
This graph represents the top ten calls for service that Burlington police officers responded to during 2011.

Police Fire Ambulance Comparison of Calls for Service 2011



This graph represents the percentage of calls that the ambulance (EMT's/Paramedics), fire (fire fighters/command), police (police officers/deputies/command) and other (streets department, sanitation department, etc.) responded to during 2011. This graph represents all of Des Moines County

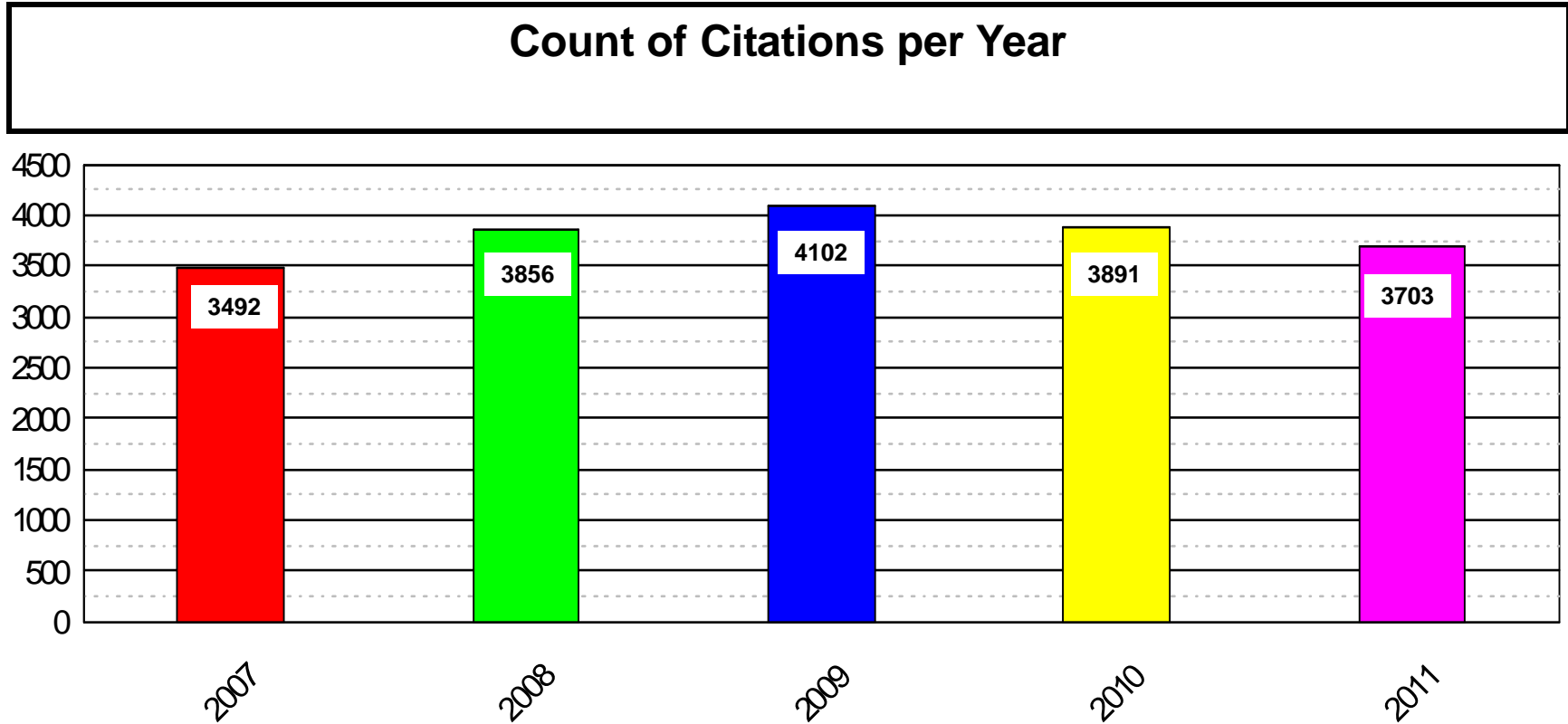
Calls by Police Agency 2011



This graph represents the number of calls for service that each law enforcement agency was assigned to in 2011 thru our dispatch center. A call for service is when someone requests a police response.

Yearly Comparison of Number of Citations

1/1/2007 thru 12/31/2011



This graph represents the total number of citations issued by the Burlington Police Department from 2007 through 2011.

	2007	2008	2009	2010	2011
.02 VIOLATION	0	0	0	0	1
06321.236(5)&(11)	1	0	0	0	0
321.174A	0	1	0	0	0
321.20B-A	4	0	0	0	0
321.20B-B	0	2	0	0	0
321.236(5)&(11)	22	15	0	0	0
321.285-D	1	0	0	0	0
72.01.001	1	5	0	1	1
72.01.002.A	16	22	7	2	1
72.01.002.B	0	2	0	2	1
72.01.002A	2	0	0	0	0
72.01.003	4	2	0	1	1
72.01.004	4	3	1	1	0
72.01.005	0	1	2	0	0
72.01.008	3	10	2	0	0
72.01.009	1	0	0	0	0
72.01.010(3)	0	0	2	0	0
72.01.026	0	0	1	0	0
72.01.029.D	0	1	0	1	0
72.01.034	0	2	0	0	0
72.01.053	0	1	0	0	0
72.01.054	0	0	0	1	0
72.01.055	0	0	0	1	0
72.01.056	0	0	1	0	0
72.01.057	0	0	2	0	0

	2007	2008	2009	2010	2011
72.01.058	1	0	0	1	0
72.01.062	0	1	0	0	0
72.01.063	1	0	0	1	0
72.01.074	0	1	0	0	0
72.01.090	0	2	0	0	0
72.01.093	0	4	0	0	0
72.01.125.B	2	3	4	0	0
72.08.2	1	0	0	0	0
73.01.1	4	1	2	0	0
73.01.2	2	5	0	0	0
73.01.3	6	2	0	2	0
73.01.6	0	0	1	0	0
ALL TERRAIN VEHICLE	0	0	2	0	0
ALTERING OR CHANGING NUMBERS	1	0	0	0	0
ATV & SNOW TRAILS	0	0	0	1	0
BIKE EQUIPMENT REQUIRED	0	0	1	1	0
BRAKE, HITCH CONTROL REQUIRE	0	0	1	0	0
BRAKE,HITCH,CRONTRONL REQUIRE	0	0	2	0	0
BU78.01	0	1	0	0	0
CARELESS DRIVING	16	8	13	12	5
CHILD RESTRAINT DEVICE	32	42	24	29	41
CLINGING TO VEHICLE	0	1	0	0	1
COLOR/MOUNT	0	0	0	1	0
CONTROL OF VEHICLE REDUCE SPEE	1	7	29	15	6
CONTROL OF VEHICLE/REDUCE SPEE	26	15	0	0	0

	2007	2008	2009	2010	2011
CONTROL OF VEHICLE; REDUCED SP	5	5	6	10	9
DAMAGE ACCIDENT TO VEHICLE	2	3	3	4	0
DAMAGE TO VEHICLE	0	1	0	1	3
DEATH/P I ACCIDENT	1	0	1	1	2
DEFECTIVE BRAKING EQUIPMENT	0	0	2	1	1
DEFECTIVE MUFFLER	9	6	8	1	5
DEFECTIVE TIRES	1	0	1	0	1
DEFECTIVE WINDSHIELD WIPERS	0	0	0	1	0
DISABILITY PARK-IMPROPER USE	1	0	0	0	0
DISPLAY OF PLATES	5	8	8	9	8
DOUBLE RIDING RESTRICTED	1	0	0	0	0
DRAG RACING	1	0	2	4	2
DRAG RACING PROHIBITED	0	0	2	0	0
DRIVE RH SIDE OF RDWY EXCEPT	2	1	0	2	1
DRIVE W/BARRED-HABITUAL OFFEND	6	4	1	2	1
DRIVING ON WRONG SIDE OF HWY	6	7	3	11	7
DRIVING W/OBSTRUCTED VIEW	1	1	0	0	0
DRIVING WHILE BARRED	2	2	1	1	0
DRIVING WITHOUT LICENSE	122	144	109	106	120
DWLS	4	6	6	0	4
DWLS SUSPENDED,CANCELED,DENIED	317	329	314	292	378
DWLS-REV FOR IMPLIED CONSENT	0	2	0	4	2
ELUDING POLICE	4	1	4	6	6
ENTERING INTERSECTION FM DIFF	0	2	4	2	1
ENTERING INTERSECTION FM DIFFE	3	1	0	0	0

	2007	2008	2009	2010	2011
ENTERING THRU HWY	0	0	9	5	4
EXCESSIVE SPEED (AUTO)	132	136	129	168	165
EXCESSIVE SPEED (BUS)	0	0	1	0	0
EXCESSIVE SPEED (TRUCK)	1	0	0	0	0
FAIL CARRY REGISTRATION CARD	1	0	2	1	1
FAIL CHG ADDRESS OR NAME	1	0	0	0	0
FAIL MAINTAIN MINIMUM SPEED	0	0	0	1	0
FAIL TO COMPLY/SAFETY REGULATI	3	0	1	0	0
FAIL TO DISPLAY REG PLATES	5	9	7	4	5
FAIL TO MAINTAIN REG PLATES	3	2	1	0	2
FAIL TO PROVE SEC LIAB(ACC)	0	0	2	0	0
FAIL TO PROVE SECURITY AGAINST	257	294	266	243	325
FAIL TO SECURE CHILD	10	18	9	9	4
FAIL TO SIGNAL STOP/DECELERATI	0	0	0	0	1
FAIL TO STOP	3	0	0	0	0
FAIL TO STOP AT RAILROAD CROSS	1	0	0	1	0
FAIL TO STOP AT RR CROSSING	0	0	1	0	0
FAIL TO STOP AT STOP SIGNAL	2	2	0	2	0
FAIL TO STOP STOP SIGN	1	1	0	0	1
FAIL TO YIELD-TRAFFIC SIGNAL	16	18	7	14	17
FAIL TO YLD ON LEFT TURN	10	9	15	8	7
FAIL TO YLD TO VEH ON RIGHT	1	0	3	0	1
FAIL TO YLD UPON ENTERING HWY	1	4	1	1	6
FAIL USE HEADLAMPS WHEN REQUI	9	19	8	8	12
FAIL USE HEADLAMPS WHEN REQUIR	0	0	0	1	0

	2007	2008	2009	2010	2011
FAIL USE REQ TOWING EQUIPMENT	1	1	1	0	0
FAIL YLD TO 10-33 VEHICLE	10	4	6	7	8
FAIL-OBSERVE SEATING REQUIREME	1	0	0	0	0
FAILURE TO DIM	0	5	1	0	0
FAILURE TO MAINTAIN CONTROL	33	33	28	26	36
FAILURE TO OBEY CNTL DEVICE	12	20	14	43	16
FAILURE TO OBEY STOP SIGN	30	27	31	28	55
FAILURE TO USE SAFETY BELTS	43	89	71	60	35
FAIL-YLD 1/2 RD TO ONCOMING VE	0	0	0	1	0
FIRE LANES	0	1	0	0	0
FOLLOWING TOO CLOSELY	7	5	8	10	11
FRAUDULENT USE OF REGISTRATION	22	31	25	25	40
GENERAL REGULATION-ATV & SNOW	1	0	0	0	1
HEAD LAMPS	0	0	0	0	1
HEADLAMPS MC/MB	0	0	0	0	1
ILLUMINATE PLATES	0	0	1	1	0
ILLUMINATING PLATES	3	1	0	0	0
IMPROPER BRAKE LIGHT	1	2	1	1	0
IMPROPER DEVICE COLOR & MOUNTI	1	2	4	1	5
IMPROPER HEADLIGHT/NIGHT DRIVI	4	1	1	0	0
IMPROPER LIGHT ON BICYCLE	0	0	1	0	0
IMPROPER REAR LAMP	5	5	4	1	2
IMPROPER REAR REFLECTOR	1	0	0	0	0
IMPROPER REGIS PLATE LAMP	6	2	1	7	5
IMPROPER USE OF LANES	14	11	12	19	20

	2007	2008	2009	2010	2011
IMPROPERLY ADJUSTED HEADLAMP	1	0	1	0	0
INFORMATION & AID	1	0	1	0	3
INFORMATION/AID	2	0	1	0	2
INSTRUCTION PERMIT	0	1	3	2	1
INSTRUCTION PERMITS	2	3	0	0	0
INSUFFICIENT # HEADLAMPS	0	1	2	1	2
INTERLOCK VIOLATION	0	0	0	0	1
LEFT TURNS YIELDING	0	9	23	26	16
LEFT TURNS/YIELDING	14	17	0	1	0
LGTS OF IMPROPER COLOR/FT/BACK	0	0	1	0	0
LICENSE TAGS	0	0	0	0	1
LIMIT ON BRIDGE OR ELEV STRUCT	0	0	0	0	2
LIMITATIONS ON OVERTAKING LEFT	1	1	0	0	0
LOAD LIMITS UPON CERTAIN STS	1	0	0	0	0
MAKING U-TURN ON CURVE OR HILL	0	1	0	0	0
MANDATORY LIGHTING EQUIPMENT	1	0	0	0	0
MC AND MOTORBIKE VIOLATIONS	0	0	1	3	1
MEETING & OVERTAKING TO RIGHT	1	0	0	0	0
MEETING & OVERTAKING TO THE RI	0	0	0	1	1
MINIMUM SPEED	0	0	0	0	1
MOVING VEHICLE BACKWARD ON HW	6	3	7	8	4
MUFFLER PREVENT NOISE	1	4	5	4	0
MUFFLER/PREVENTION OF NOISE	2	5	0	0	0
NO LAMP/FLAG-REAR PROJECT LOAD	0	0	0	1	0
NUMBER OF DRIVING LAMPS REQ	1	0	0	0	2
	2007	2008	2009	2010	2011

NUMBER OF DRIVING LAMPS REQUIR	5	2	0	0	0
NUMBER OF LAMPS LIGHTED	0	1	0	0	0
OBEDIENCE TO SIGNAL OF TRAIN	0	0	1	1	1
OBSTRUCTION TO DRIVER'S VIEW	0	2	0	0	0
OBTRUCTION TO DRIVER VIEW	0	0	0	1	0
OFFICIAL TRAFFIC CONTROL SIGNA	44	21	31	48	19
ONE WAY TRAFFIC REQUIRED	4	3	6	7	4
OPEN CONTAINER MV - DRIVER	1	0	0	2	0
OPEN CONTAINER MV - PASSENGER	1	0	0	0	0
OPEN CONTAINERS IN MOTOR VEHIC	0	0	0	0	1
OPEN CONTAINERS IN MV	0	7	2	5	4
OPEN CONTAINERS IN MV-DRIVER	0	1	0	0	0
OPEN CONTAINERS IN MV-PASSENGE	1	0	0	0	1
OPERAITON W/O REGISTRATION	6	13	0	0	0
OPERATE MV W/EXPIRED DL	0	0	0	3	0
OPERATE NON-REGISTERED VEHICLE	74	114	105	116	122
OPERATE WITHOUT REGISTRATION	23	28	13	22	27
OPERATION OF MC AND MOTOR BIKE	0	0	0	0	1
OPERATION OF MV W/EXP LIC	14	25	25	29	19
OPERATION ON APPROACH EMER VEH	0	1	2	2	2
OPERATION ON APPROACH OF EM VE	1	1	0	0	0
OPERATION W/O REGISTRATION	2	4	2	12	17
OPERATOR LICENSE	10	22	147	102	100
OPERATORS LICENSE	155	165	12	27	50
OVERTAKING A VEHICLE	0	1	0	1	0
	2007	2008	2009	2010	2011

OVERTAKING ON RIGHT	0	2	3	0	0
OVERTAKING ON THE RIGHT	1	0	2	1	1
OWI/DRUGGED 1ST	3	0	0	0	0
OWI/DRUGGED 2ND	1	0	0	0	0
PARK ADJACENT TO CURB	0	1	1	0	0
PARK LIMITED OR CONTROLLED	1	0	0	0	0
PARKING VIOLATION	0	0	1	1	0
PARKING VIOLATION-ALTERNATE	0	0	13	2	0
PARKING W/O STOPPING ENGINE	1	1	0	0	1
PARKS & OTHER CITY LAND	1	0	0	0	0
PASSING VIOLATION	1	0	1	2	0
PEDESTRIANS SUBJECT TO SIGNALS	0	0	4	0	0
PENAL OFFENSES AGAINST TITLE L	0	1	0	0	0
PER UNAUTHO MINOR DRIVE	0	0	0	0	1
PERM UNAUTH PER DRIVE	0	2	4	4	6
PERMIT UNAUTH. PERSON /DRIVE	7	1	0	0	0
PERMIT UNAUTHORIZED MINOR DRIV	0	0	0	1	1
PERMIT UNAUTHORIZED MINOR-DRIV	1	0	0	0	0
PERMIT UNAUTHORIZED PER TO DRV	2	2	5	5	4
PLACE OF OPERATION	1	0	0	0	0
PLATES/ATTACHING IMITATION PRO	2	10	0	0	0
PLATES/ATTCHING IMITATION PRO	0	1	8	26	7
PROHIBITED OPERATION (OF BOAT)	1	0	0	0	0
PROHIBITED PARKING-CENTER PARK	0	0	1	0	0
PROHIBITED PARKING-SIDEWALK	1	0	0	0	0
	2007	2008	2009	2010	2011

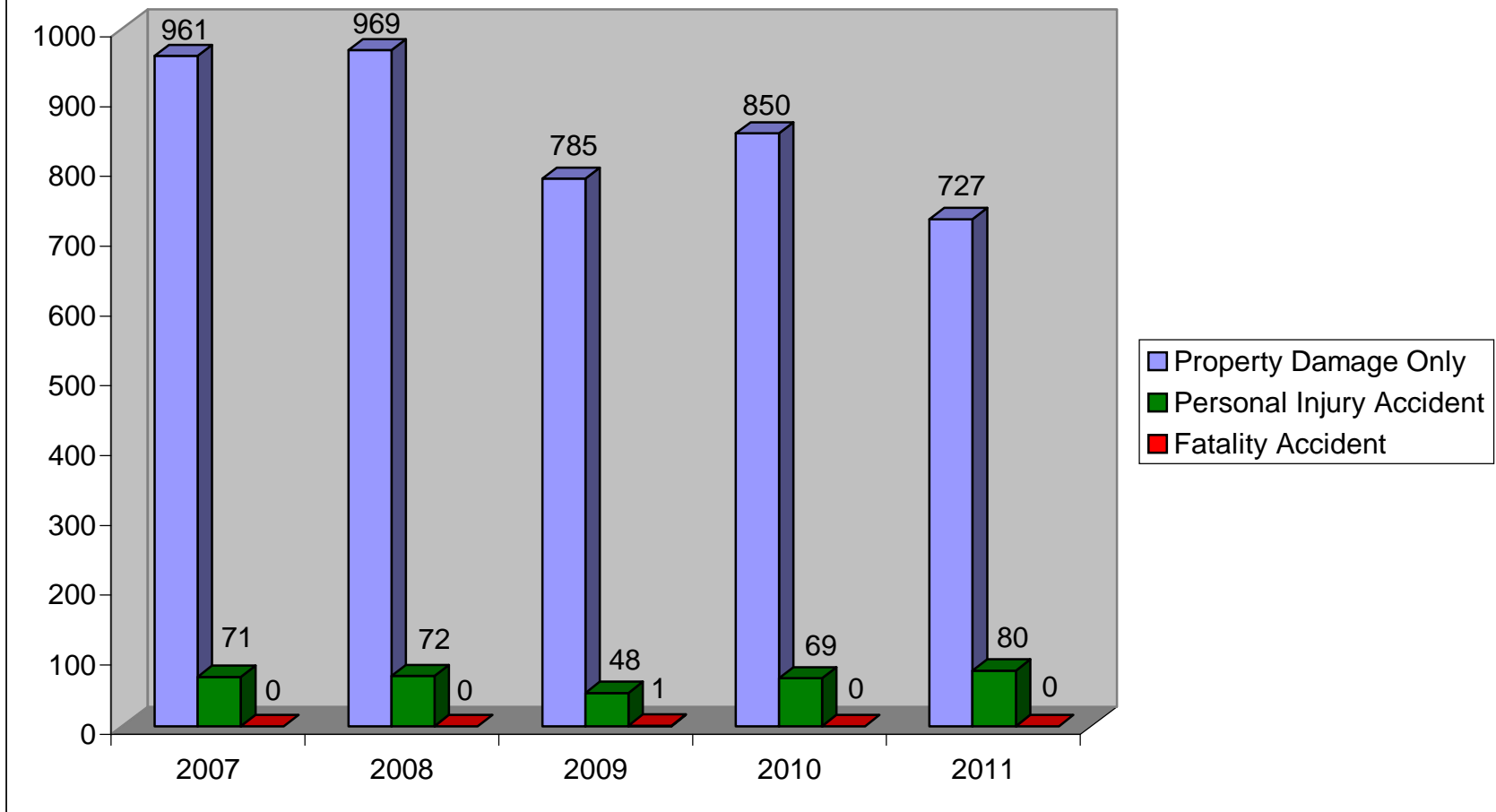
PROHIBITED PASSING	1	0	2	1	3
PROJECT LOADS ON PASS. VEHICLE	0	1	0	0	0
PROOF OF SECURITY AGAINST LIAB	260	291	331	305	296
PUTTING DEBRIS ON HIWAY	1	1	1	0	0
RAILROAD CROSSING	1	0	0	0	0
REAR LAMP	1	1	4	1	0
REAR LAMPS	1	3	0	0	0
RECKLESS DRIVING	26	10	13	12	10
RED LIGHT IN FRONT	0	1	0	0	0
REG OF SOUND EQUIP/AMP EQUI	0	0	0	0	1
REG OF SOUND EQUIPMENT	0	0	0	1	0
REG OF SOUND EQUIPMENT/AMP EQU	2	0	0	0	2
REGISTRATION CARD CARRIED & EX	0	4	6	15	3
REGISTRATION VIOLATION	3	3	0	1	3
REGULATIONS OF SOUND EQUIP	0	0	1	0	0
REGULATIONS OF SOUND EQUIPMENT	2	3	3	1	0
REPORTING ACCIDENT	1	0	0	1	0
REQUIRED USAGE OF LIGHTING DEV	0	1	0	0	0
RESTRICTED LICENSES	9	10	10	7	9
RESTRICTIONS TIRE EQUIPMENT	1	0	0	1	0
ROADWAYS LANED FOR TRAFFIC	14	6	14	9	3
SAFETY BELTS/HARNESSES REQUIRE	87	137	636	519	347
SAFETY BELTS/HARNESSES/REQUIRE	357	384	0	0	0
SAFETY GLASS	0	0	0	0	1
SCHOOL BUSES	0	0	2	2	3
	2007	2008	2009	2010	2011

SCOPE AND EFFECT/TRAFFIC	1	0	0	0	1
SIGNAL CONTINUOUS	0	0	0	0	1
SIGNAL LAMPS/DEVICES	1	2	2	1	0
SIREN WHISTLE BELLS PROHIBT	0	0	0	1	0
SNOW EMER-PARKING ON	0	1	0	0	0
SPECIAL 30 MPH SPEED ZONES	0	0	0	1	0
SPEED - GENERAL	706	680	870	887	675
SPEED LIMIT RESIDENCE/SCHOOL	13	0	0	0	0
SPEED LIMIT-RESD SCHOOL	0	0	0	4	0
SPEED LIMITS - BUSINESS DIST	0	0	0	1	0
SPEED LIMITS - BUSINESS DISTRI	2	1	0	0	0
SPEED LIMIT-SUBURBAN DISTRICT	8	0	0	0	0
SPEED RESTRICTIONS	2	1	0	1	5
SPILLING LOAD ON HIGHWAY	0	0	0	0	1
SPILLING LOAD ON HWY	1	0	0	1	0
STARTING PARKED VEHICLE	2	0	0	1	0
STOP @ RR XG/POSTING WARNING	1	1	0	0	0
STOP BEFORE CROSS SIDEWALK	2	0	2	3	0
STOPPING	0	1	0	0	0
STOPPING ON TRAVELED WAY	0	0	0	1	2
STOPPING ON TRAVELLED PART HWY	0	0	0	1	3
STOPPING,STANDING,PARKING-PROB	3	1	0	0	3
STRIKE FIXTURES ON HWY	0	0	5	4	2
STRIKE FIXTURES UPON HIWAY	3	2	0	0	0
STRIKING FIXTURE ON HIGHWAY	5	6	7	7	12
	2007	2008	2009	2010	2011

STRIKING UNATTENDED VEHICLE	10	16	17	14	16
Striking Vehicle	0	1	0	0	0
TRUCK ROUTE	0	0	0	1	0
TURN @ INTERSECTION	1	2	2	3	4
TURNING FROM IMPROPER LANE	2	2	2	1	3
UNAUTHORIZED USE OF 10-33 LGTS	1	0	0	0	0
UNLAWFUL PASSING SCHOOL BUS	0	0	0	6	8
UNSAFE BACKING ON HIGHWAY	3	2	2	2	3
UNSAFE ENTRY INTO SIDEWALK/RDW	4	1	2	2	2
UNSAFE PASSING	1	3	1	2	1
UNSAFE STARTING OF STOPPED VEH	1	1	0	0	0
UNSAFE TURN,FAIL TO GIVE SIGNA	0	2	1	3	0
UPGRADE PULLS MINIMUM SPEED	0	1	0	0	0
U-TURN	4	0	0	2	0
VEH FAIL YLD TO PEDESTRIAN	1	0	0	0	0
VEHICLE ENTER STOP/YLD INTERS	3	6	51	44	62
VEHICLE ENTER STOP/YLD INTERSE	55	42	0	0	0
VEHICLES ENTERING STOP OR YLD	7	13	11	17	39
VEHICLES ON SIDEWALKS	0	0	0	0	1
VIOL 1-WAY TRAF DESIGNATION	5	2	0	5	0
VIOLATE REGISTRATION PROVISION	150	273	361	262	292
VIOLATION OF RESTRICTED LICENS	4	5	6	1	1
VIOLATION OF SCHOOL PERMIT	2	1	0	1	2
VIOLATION-INSTRUCTION PERMIT	4	3	1	3	3
WHEN LIGHTED LAMPS REQUIRED	8	3	4	3	3
	2007	2008	2009	2010	2011

WHEN SIGNAL REQUIRED	0	1	2	12	2
WINDOW/WINDSHIELD REQUIREMENT	4	8	3	3	6
WINDSHIELDS/WINDOWS	9	4	45	19	43
Total	3,492	3,856	4,102	3,891	3,703

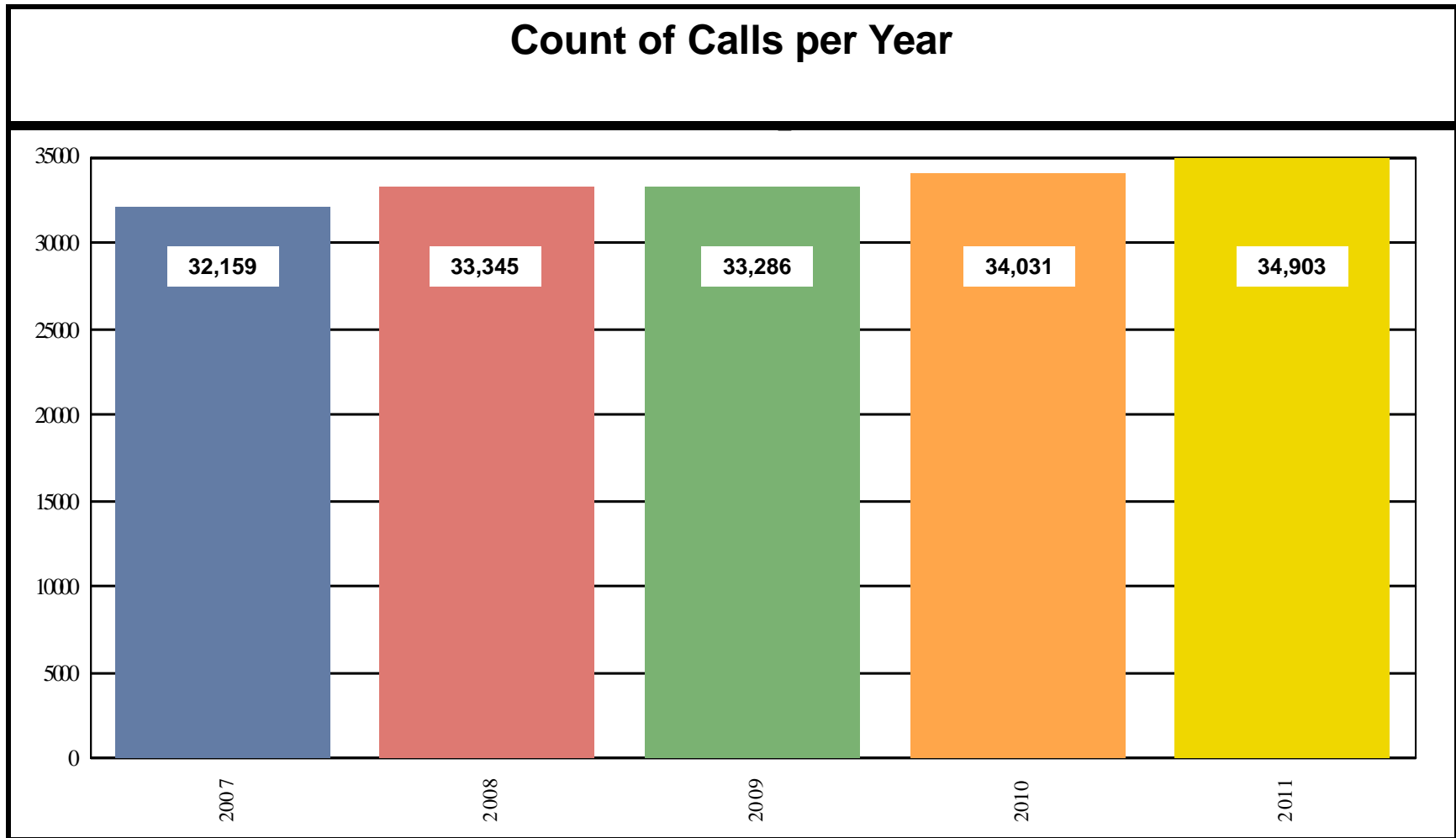
Motor Vehicle Accidents 2007 - 2011



This graph represents the number of motor vehicle crashes that police officers responded to from 2007 through 2011. The accidents are further broken down based on if only property damage occurred, if a person was injured or if a person was killed.

Yearly Comparison of Call Types

1/1/2007 thru 12/31/2011



This chart represents the total number of calls for service for the Burlington Police Department in 2007 through 2011.

The following table further breaks down the information into specific call types.

	2007	2008	2009	2010	2011
Call Type					
28	16	5	8	9	5
911	15	4	8	17	13
A	365	394	351	372	355
AB	646	591	525	716	508
AIRPORT	141	333	318	261	274
ALARM-B	316	301	335	423	362
ALARM-CO	4	13	13	17	27
ALARM-CR	12	9	8	20	18
ALARM-F	0	1	1	4	2
ALARM-M	0	0	1	3	2
ALARM-X	0	0	1	0	2
AMB	3	2	7	22	12
ANIMAL	2,532	2,527	2,427	2,407	2,152
ANPERMIT	0	1	0	1	2
AR	0	0	1	0	0
ASSIST	74	108	77	99	92
BAG	0	0	0	3	3
BOAT	11	2	3	2	1
BOMB	14	7	1	0	2
BU-B	80	54	72	77	64
BU-MV	275	261	200	239	349
BU-R	305	237	300	305	314

	2007	2008	2009	2010	2011
BURN	3	3	3	3	5
BUS	8	3	7	18	34
CA	30	49	53	44	32
CCH	1,787	1,894	3,260	3,669	3,780
CHILD	64	68	70	69	63
CIGS	64	53	87	63	92
CIVIL	207	253	330	271	247
CN	30	31	24	18	23
CONSERVA	0	2	1	0	2
CONTACT	261	298	341	240	264
COUNTERF	18	14	24	45	15
CS	67	96	81	88	98
CURFEW	20	30	12	8	13
DELIVER	70	71	68	47	49
DHS	11	12	3	7	7
DIS	520	505	428	441	462
DISORDER	496	529	463	484	387
DL	23	22	24	35	26
DOA	8	8	11	8	7
DP	1,197	1,222	1,291	1,254	1,253
DRUG	280	257	375	396	226
DUS	53	36	39	22	32
ESC	2	3	2	1	4

	2007	2008	2009	2010	2011
ESCORT	57	52	44	51	11
FI	0	1	0	0	0
FIG	347	416	368	400	311
FILE	3	0	0	0	2
FIRE	231	189	166	182	170
FIREW	243	132	163	218	113
FOOT	216	98	133	234	153
FORG	60	168	70	29	89
FOUND	359	379	337	309	379
GAS	258	225	136	192	173
GRAF	12	22	38	24	19
GUN	30	52	28	51	43
H&R	246	275	246	226	220
HANDI	16	18	9	9	7
HARASS	310	319	355	384	341
HAZ	636	673	604	596	513
HAZMAT	0	0	3	2	0
HOUSE	4	1	1	5	2
IAAP	1	1	0	5	0
INFO	194	225	150	150	118
INTERNET	17	2	4	1	0
INTOX	188	227	163	202	180
JUVE	23	38	38	36	23

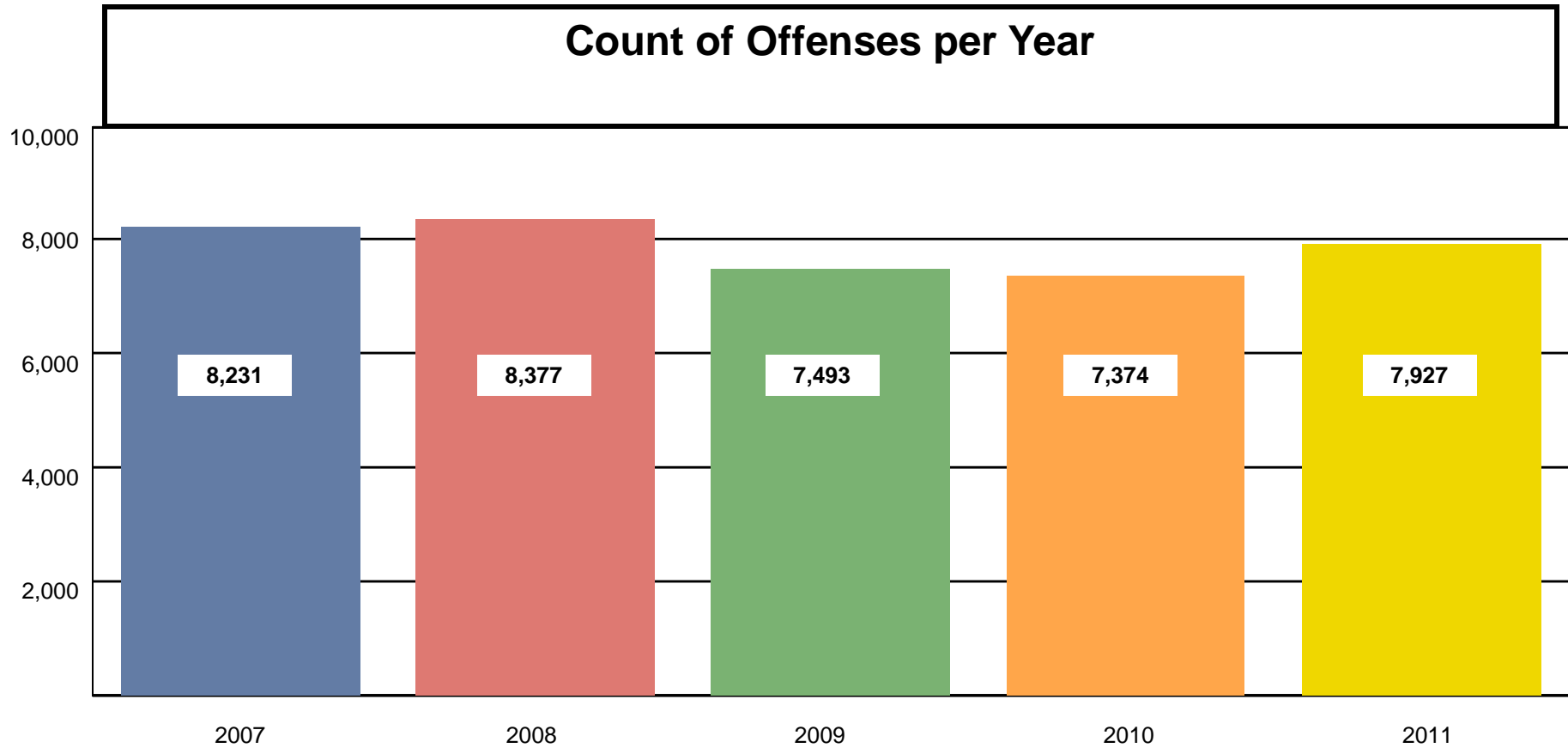
	2007	2008	2009	2010	2011
KIDN	4	5	1	2	2
KNOXBOX	2	6	0	3	1
LEAF	5	4	1	8	8
LITTER	87	66	83	84	74
LMV	114	133	104	78	77
LOST	60	77	74	47	45
LV	66	65	69	86	55
MENTAL	49	28	33	22	29
MISSING	54	53	37	26	39
MU	0	0	0	1	0
NEIGHBOR	175	173	155	169	161
NOISE	571	592	517	423	438
OPEN	84	62	53	58	77
OTHER	16	14	43	0	20
OWI	184	196	148	167	141
PARK	383	365	370	440	317
PATROL	253	231	167	183	152
PBX	438	490	509	442	465
PD	971	969	788	850	727
PEACE	111	133	162	128	112
PI	73	74	48	69	71
PROSTITU	5	4	0	1	0
PROWL	61	58	36	58	50

	2007	2008	2009	2010	2011
PUBSERV	0	10	3	2	3
R	21	33	20	14	12
RA	146	209	223	190	150
RADA	11	3	2	8	2
RECKLESS	447	407	406	390	370
RECORD	121	124	98	111	94
SA	57	42	61	65	58
SALVARMY	16	24	25	14	10
SEARCH	25	14	17	25	14
SEXREG	4	7	5	2	2
SHOTS	68	112	81	81	83
SKATE	65	49	31	45	20
SNOWTOW	19	31	12	4	10
SPEED	24	13	22	18	27
STALK	7	3	2	11	4
SUBPOENA	6	2	4	4	5
SUI	103	137	139	105	141
SUSP	2,437	2,455	2,245	2,348	2,635
T	1,294	1,268	1,074	1,029	1,117
TATTOO	1	1	2	2	2
TAVERN	79	95	74	93	118
TAXI	13	24	17	20	12
TEST-CD	10	8	7	3	6

	2007	2008	2009	2010	2011
TEST-COF	38	43	43	35	23
THREATS	285	338	272	301	256
THROW	77	91	68	74	55
TOW	6	1	12	16	6
TRAFFIC	35	46	18	26	37
TRANSFER	5	0	0	2	1
TRES	364	352	336	219	191
TS	6,845	7,473	7,275	7,097	7,881
UNLOCK	5	4	6	2	2
V	638	612	665	643	583
VACATION	28	28	30	22	25
WARNING	2	0	0	0	0
WEAPON	651	770	915	1,160	2,293
WEATHER	13	17	15	28	17
WELFARE	701	672	728	736	787
WS	247	207	225	207	243
Total	32,159	33,345	33,286	34,031	34,903

Yearly Comparison of Offenses

1/1/2007 thru 12/31/2011



This graph represents calls for service that generated a police report. The following table further breaks down the information into specific offenses for Incident Based Reporting submission to the FBI.

Offense	2007	2008	2009	2010	2011
0110 Murder/Nonneg Mans	0	1	1	1	0
0120 Negl Manslaughter	0	0	0	1	0
0210 Forcible Rape	11	10	9	17	11
0220 Forcible Sodomy	6	4	1	5	3
0230 Sex Asslt w/Object	1	4	4	3	1
0240 Forcible Fondling	7	6	12	14	6
0250 Statutory Rape	0	2	6	1	3
0260 Incest	2	1	0	0	0
0270 Porno/Obscene Matl	2	0	0	0	2
0280 Peeping Tom	0	1	0	0	0
0300 Robbery	32	44	25	19	19
0400 Aggravated Assault	87	94	81	86	64
0410 Assault:Firearm	5	5	4	4	1
0450 Simple Assault	200	228	208	185	184
0451 Intimidation	24	26	24	29	27
0460 Domestic Violence	123	131	121	102	103
0500 Burglary/B&E	283	205	286	252	270
0610 Pocket-Picking	1	1	1	0	0
0620 Purse -snatching	0	2	1	1	0
0630 Shoplifting	162	148	132	136	112
0640 Theft from Vehicle	258	228	164	212	302
0650 Theft Vehicle Part	12	13	10	15	24
0670 Theft from Building	11	2	3	2	3

Offense	2007	2008	2009	2010	2011
0690 Other Larceny	468	489	349	362	390
0700 Motor Vehicle Theft	64	70	49	39	48
0800 Arson	18	26	15	5	13
1000 Counterfeit/Forgery	57	128	43	66	64
1100 Swindle/Confidence	22	14	19	13	14
1110 Credit/ATM Fraud	24	29	63	21	29
1120 Impersonation Fraud	2	0	0	0	3
1130 Welfare Fraud	0	1	0	0	0
1140 Wire Fraud	0	0	0	0	3
1150 Bad Checks	10	19	12	3	5
1200 Embezzlement	0	0	0	2	1
1300 Stolen Property	0	0	0	1	1
1400 Vandalism	535	515	498	511	483
1500 Weapon Law Violation	10	14	13	17	27
1600 Prostitution	1	0	0	0	0
1610 Asst/Prom Prostitu	0	1	0	1	0
1800 Drug/Narc Violations	216	222	222	250	275
1810 Drug Equipment Viol	115	87	86	84	118
2000 Nonviol Family Off	27	26	35	33	30
2100 Driv Under Infl	199	202	138	173	173
2200 Liquor Law Violation	80	84	62	65	55
2300 Drunkenness	184	210	167	190	246

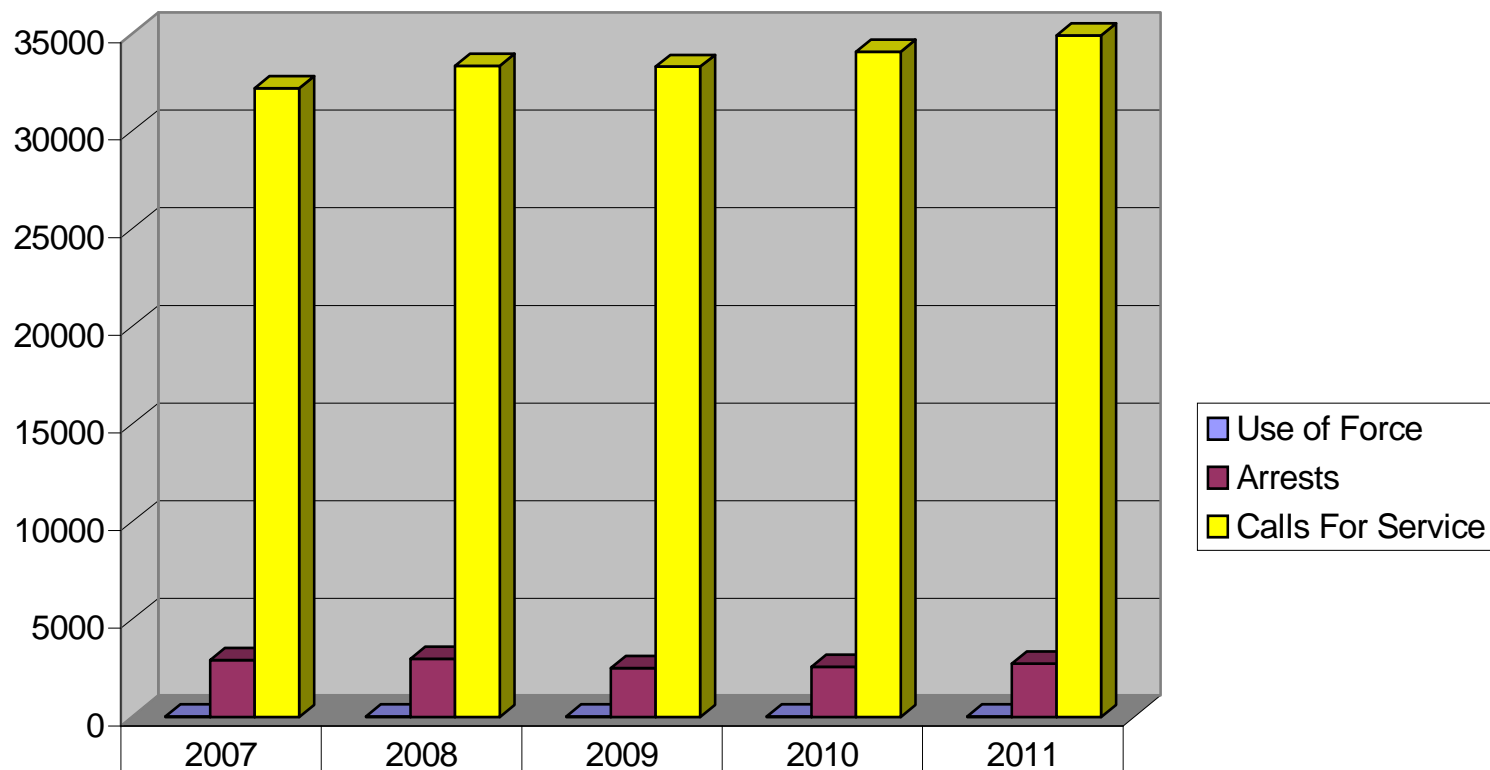
Offense	2007	2008	2009	2010	2011
2400 Disorderly Conduct	265	237	217	220	218
2500 Curf/Loiter/Vagrancy	71	76	44	63	46
2600 All Other Offenses	665	716	645	521	557
2601 Extortion/Blackmail	0	2	1	1	0
2602 Kidnapping/Abduction	4	4	3	3	2
2611 SEINT TASK FORCE ACTIVIT	0	0	0	35	136
2660 Trespassing	136	114	93	98	80
2700 Suspicion	150	107	119	136	130
2900 Runaway	72	102	109	90	83
3210 Missing Person	17	17	9	17	15
3230 Lost Property	65	60	59	42	38
3310 Found Person	2	0	0	0	1
3321 ANIMAL PERMIT	0	0	0	0	1
3322 ANIMAL TRAP PERMIT	0	0	0	0	10
3330 Found Property	244	257	219	214	241
3410 Unattended Death	23	20	30	25	24
3420 Suicide	5	6	1	3	4
3421 Attempted Suicide	12	13	16	14	14
3500 Sick Cared For	13	11	20	15	8
3510 Mental Case	5	5	4	2	10
3600 ANIMAL MISC	0	0	0	0	1
3610 Firearms Accident	0	0	0	1	0
3620 Home Accident	7	13	14	10	5

Offense	2007	2008	2009	2010	2011
3630 Work Accident	0	1	0	1	1
3640 Public Accident	11	9	11	10	5
3650 Animal Bite	63	67	90	95	91
4030 Warrant Outside	211	153	98	66	87
4060 Restraining Order	150	144	114	103	88
5600 1050F Traffic Acc	0	0	0	1	0
5602 1050F:MV/PEDESTRAIN	0	0	0	1	0
5606 1050F:MV/FIXED OBJECT	0	0	0	2	0
5607 1050F:MV/RAN OFF ROADW	0	1	0	0	0
5616 1050F:MC/FIXED OBJECT	0	0	1	0	0
5700 1050PI Traffic Acc	18	20	24	15	21
5701 1050PI:MV/MOTOR VEHICLE	32	36	25	28	16
5702 1050PI:MV/PEDESTRAIN	12	11	6	13	9
5703 1050PI:MV/MOTORCYCLE	3	1	1	2	5
5704 1050PI:MV/BICYCLE	9	5	4	7	6
5705 1050PI:MV/TRUCK	0	1	0	1	1
5706 1050PI:MV/FIXED OBJECT	7	10	2	2	1
5707 1050PI:MV/RAN OFF ROADW	6	7	3	5	15
5708 1050PI:MV/ANIMAL	0	0	1	0	0
5712 1050PI:MC/PEDESTRIAN	1	0	0	0	0
5716 1050PI:MC/FIXED OBJECT	1	0	0	0	0
5717 1050PI:MC/RAN OFF ROADW	0	0	0	1	1
5718 1050PI:MC/ANIMAL	0	1	0	0	0

Offense	2007	2008	2009	2010	2011
5721 1050PI:TRUCK/MOTOR VEHI	0	1	0	0	0
5726 1050PI:TRUCK/FIXED OBJEC	0	1	0	0	0
5740 1050PI: Hit and Run	2	0	2	1	1
5771 1050PI:POLICE VEHICLE	0	0	0	0	1
5800 1050PD Traffic Acc	201	225	202	232	217
5801 1050PD:MV/MOTOR VEHICLE	347	323	306	279	264
5803 1050PD:MV/MOTORCYCLE	7	1	5	3	3
5804 1050PD:MV/BICYCLE	1	1	0	1	0
5805 1050PD:MV/TRUCK	4	15	6	9	7
5806 1050PD:MV/FIXED OBJECT	59	56	49	47	27
5807 1050PD:MV/RAN OFF ROADW	28	17	21	36	15
5808 1050PD:MV/ANIMAL	12	6	17	11	14
5809 1050PD:MV/TRAIN	0	0	2	0	0
5813 1050PD:MC/MOTORCYCLE	0	1	0	0	0
5815 1050PD:MC/TRUCK	0	1	0	0	0
5816 1050PD:MC/FIXED OBJECT	0	0	0	1	2
5817 1050PD:MC/RAN OFF ROADW	0	0	0	1	0
5821 1050PD:TRUCK/MOTOR VEH	7	4	1	4	4
5825 1050PD:TRUCK/TRUCK	1	2	0	1	0
5826 1050PD:TRUCK/FIXED OBJE	2	5	3	8	6
5840 1050PD: Hit and Run	129	155	150	132	112
5860 1050PD:ALCOHOL RELATED	0	2	0	0	0
5870 1050PD: City Vehicle	11	7	4	4	7

Offense	2007	2008	2009	2010	2011
5871 1050PD: Police Veh	5	10	3	4	7
6110 Assist Other Agency	56	77	54	47	29
6270 Parking Violations	116	82	88	86	59
6280 Moving Violations	164	218	205	241	370
6281 Op After Revocation	116	147	116	111	170
6282 Operate After Suspen	258	350	335	303	395
8888 JUVENILE PICKUP ORDERS	0	1	0	8	16
9900 BACKGROUND CHECK	0	0	0	1	11
9910 Misc. Public	141	155	120	135	95
9920 Misc: Officer	40	46	60	49	50
9925 PENDING INVESTIGATION	0	0	0	0	3
9930 VACATION PATROL REQUES	0	0	0	2	4
9999 WARRANT ENTRIES	977	941	894	826	948
ACCT ACCIDENT TRACS IMPORT	7	5	0	2	3
Total	8,231	8,377	7,493	7,374	7,927

Frequency of Force in Arrests 2007 - 2011

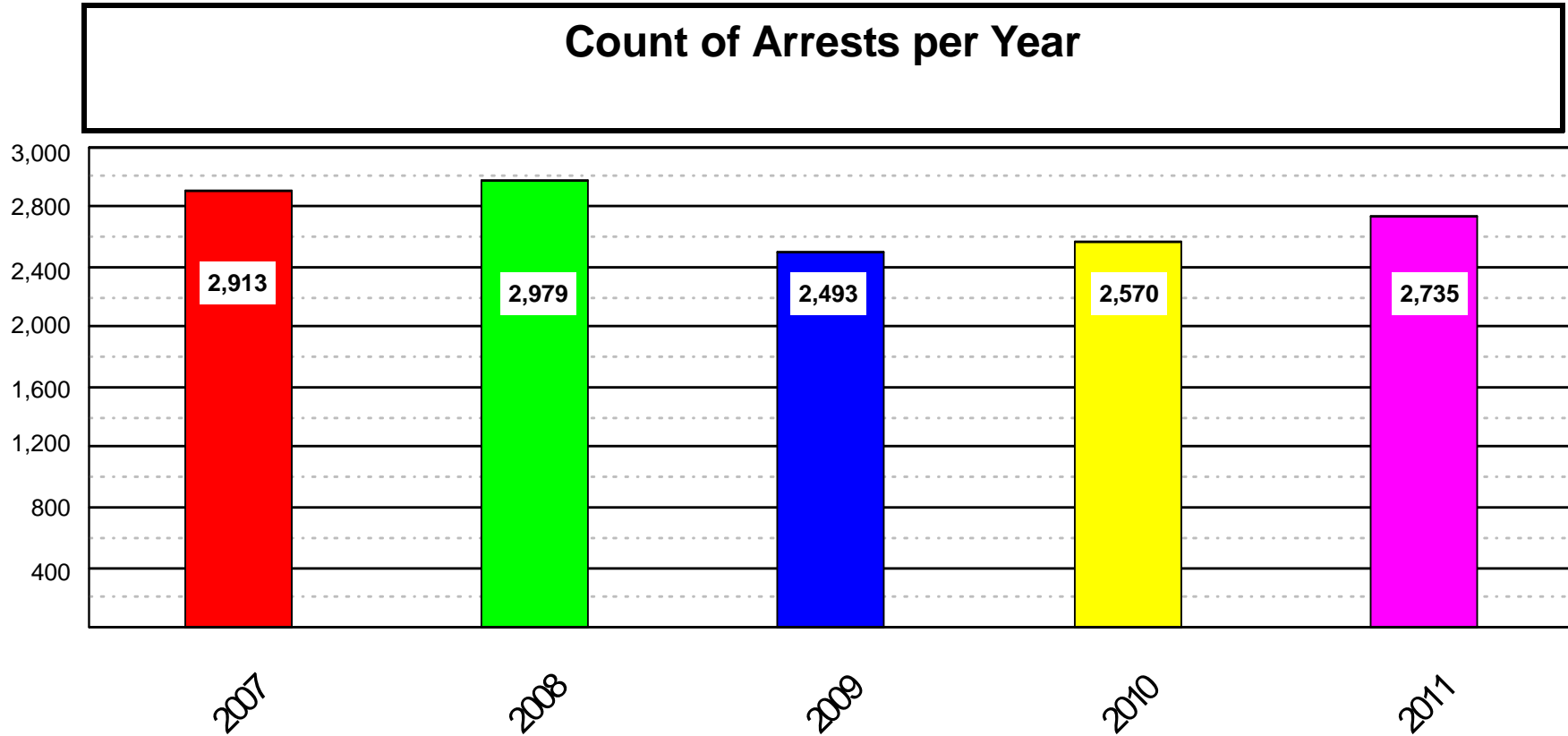


Use of Force	28	21	26	30	26
Arrests	2914	2981	2492	2570	2735
Calls For Service	32191	33344	33287	34070	34903

This graph represents how many times Burlington police officers used force to arrest an individual from 2007 through 2011. It is valuable to compare the volume of calls for service and arrests with the smaller incidence of force. Force is defined as anything more than verbal commands needed to handcuff a noncompliant arrestee.

Yearly Comparison of Arrests

1/1/2007 thru 12/31/2011



This graph represents the number of arrests made by Burlington police officers from 2007 through 2011. The following table further breaks down the number of arrests into the actual charges for Incident Based Reporting to the FBI.

	2007	2008	2009	2010	2011
09A-Murder/Nonneg Mans	0	1	1	0	0
09B-Negl Manslaughter	0	0	0	1	0
11A-Forcible Rape	0	1	1	0	0
120-Robbery	7	7	8	4	0
13A-Aggravated Assault	107	136	133	122	125
13B-Simple Assault	282	308	278	228	241
200-Arson	3	4	1	2	2
220-Burglary/B&E	44	27	43	51	38
23C-Shoplifting	12	0	1	18	26
23D-Theft From Bldg	0	0	0	0	1
23F-Theft From Veh	0	0	2	0	0
23H-Other Larceny	169	205	164	179	161
240-Motor Vehicle Theft	10	8	7	7	7
250-Counterfeit/Forgery	17	17	9	8	11
26A-Swindle/Confidence	30	9	4	7	7
26B-Credit/ATM Fraud	1	4	5	1	7
280-Stolen Prop Offenses	0	0	0	1	0
290-Vandalism	57	81	77	62	63
35A-Drug/Narc Violation	237	194	220	292	299
35B-Drug Equip Violation	2	1	0	2	2
36B-Statutory Rape	3	4	5	7	8
39A-Betting/Wagering	0	1	0	0	0
40A-Prostitution	0	0	0	2	0

	2007	2008	2009	2010	2011
520-Weapon Law Violation	6	5	3	7	13
90A-Bad Checks	0	0	0	0	1
90B-Curf/Loiter/Vagancy	113	115	55	83	64
90C-Disorderly Conduct	219	184	172	179	184
90D-Drive Under Infl	182	180	116	152	142
90E-Drunkenness	129	161	129	150	182
90F-Nonviol Family Off	3	7	7	3	7
90G-Liquor Law Violation	104	89	41	76	37
90I-Runaway	0	0	1	0	0
90J-Trespassing	1	0	0	2	0
90Z-All Other Offenses	904	928	712	638	606
INFO-INFORMATION ONLY	268	302	298	286	498
Total	2,913	2,979	2,493	2,570	2,735