


BURLINGTON POLICE DEPARTMENT



2009 ANNUAL REPORT

Submitted by: Chief D.C. Luttenegger



Dan Luttenegger
Chief of Police
424 North Third Street
Burlington, IA 52601
Phone Number: (319) 753-8366
Fax Number: (319) 753-5187

Mayor Ell and City Council,

A police department is not only made up of those familiar icons of a police station, squad cars, uniforms and badges. A police department is made up of men and women who have devoted their professional lives to public safety.

It is my honor to applaud the fine officers and civilians of the Burlington Police Department for their outstanding commitment to excellence and continued support for the department and the Burlington community. As police officers, we understand the need to be involved in issues that concern the community; its businesses and various neighborhoods. Our job has not changed, it is still to protect and serve our citizens.

Although the use of technology will never eliminate the need for officers, it will continue to aid our department by readily providing the most current and accurate information needed to decrease crime. During 2009, most police agencies in America faced budget cuts as a result of declining economic conditions throughout the world. The Burlington Police Department was not immune to those issues. Despite the economic challenges, we continue to stand by the mission statement of the Burlington Police Department by providing effective, high quality police services in partnership with the community we serve.

The City of Burlington is a constantly changing diverse community. We are committed to improving all aspects of public safety, reducing the fear and incidence of crime, extending and improving our community programs, and maintaining the highest degree of respect for individual rights and human dignity. We are committed to honoring the sacred public trust by ensuring that the Burlington Police Department adheres to the highest professional law enforcement standards. We shall continuously strive toward attaining excellence, removing barriers to communication, and providing our employees with effective leadership, supervision and training in a quality work environment in order to better serve you, our citizens.

I am pleased with the accomplishments and progress summarized within this publication. Furthermore, I trust that you, along with City Council members and residents of Burlington, will find this report to be informative, and a fair representation of the dedication and commitment to service that the sworn and civilian members of the Burlington Police Department exhibit on a daily basis.

Sincerely,

Chief Dan Luttenegger

Major Doug Beaird

Burlington Police Department 2009 Accomplishments

- ✦ Implemented three new communication portals for the public to communicate with the Police Department including:
 - Nixle – a cellular telephone and email notification system
 - TipSoft – a confidential means for the public to provide information concerning crime in our area.
 - A Child Is Missing – a notification system for alerting cellular subscribers about a child that is missing or lost.
- ✦ The completion of a needs assessment for a new Joint Law Enforcement Facility.
- ✦ Began complete renovation of the Communications center with the assistance of a Justice Assistance Grant.
- ✦ COPS Grant funding for two new officers hired in December 2009.
- ✦ A one, five and fifteen minute video was produced promoting the Burlington Police Department for recruiting and informational purposes sponsored by the David A. Wunnenberg Community Policing Foundation.
- ✦ Annual active shooter training was held in cooperation with local school districts.
- ✦ The Citizen Police Academy was held to give several citizens a first-hand look at the Burlington Police Department.
- ✦ Re-implementation of the Neighborhood Watch program in cooperation with GRADE A PLUS.
- ✦ The “National Night Out” was observed in conjunction with Neighborhood Watch sponsoring a public event at the Port of Burlington showcasing EMS, Fire and Public Safety agencies of Des Moines County.
- ✦ Several saturation patrols were carried out in high incident areas with the assistance of grant funding to offset the overtime hours of the additional officers needed for the events.
- ✦ Participation by Command Officers and Patrol Officers on multiple committees including Safe Routes to School, GRADE A PLUS, The United Way, The David A. Wunnenberg Community Policing Foundation, E-911 Des Moines County Service Board and the local, regional and state RAGBRAI committees.
- ✦ The community successfully hosted the RAGBRAI event as the destination city for bike riders, support teams and spectators.

BURLINGTON POLICE DEPARTMENT ORGANIZATIONAL CHART



Chief Luttenegger



Major Beard



CID Lieutenant Kramer



Staff Svcs. Lieutenant Grimshaw



Records/Fiscal Officer Eland



Lieutenant Bell



Lieutenant Klein



Sergeant Schaefer



Sergeant Zahn



Sergeant Larkins



Sergeant Venverloh



Sergeant Allen



Dispatcher II Behne



Dispatcher Murphy



Clerk II Stonehouse



Officer Hall



Officer Hoffer



Officer Moret



Officer Bloomer



Det. Zahner



Det. Thomson



Dispatcher Pealer



Dispatcher Wilkerson



Clerk II Norton



Officer Fogle



Officer Walz




Officer Gerdner



Officer Cameron



Det. Chiprez



Det. Schwandt



Dispatcher Starkey



Dispatcher Smith



Clerk II Bowman



Officer Houlton



Officer Corrick



Officer Rohrer



Officer Webster



IT/Evid. Kuster



Dispatcher Talley



Dispatcher Heuvelman



Clerk II Wilson



Officer Merryman



Officer Hillyer



Officer Lurger



Officer Carroll



Dispatcher Watkinson



Dispatcher Lessner



Officer Ruberg



Officer Stim



Officer Wyatt



Officer Carper



SRO Zahner



Officer Short



Officer Smith



Officer Pope



Officer Tripp



ACO Orth



Pkg. Officer Mapes



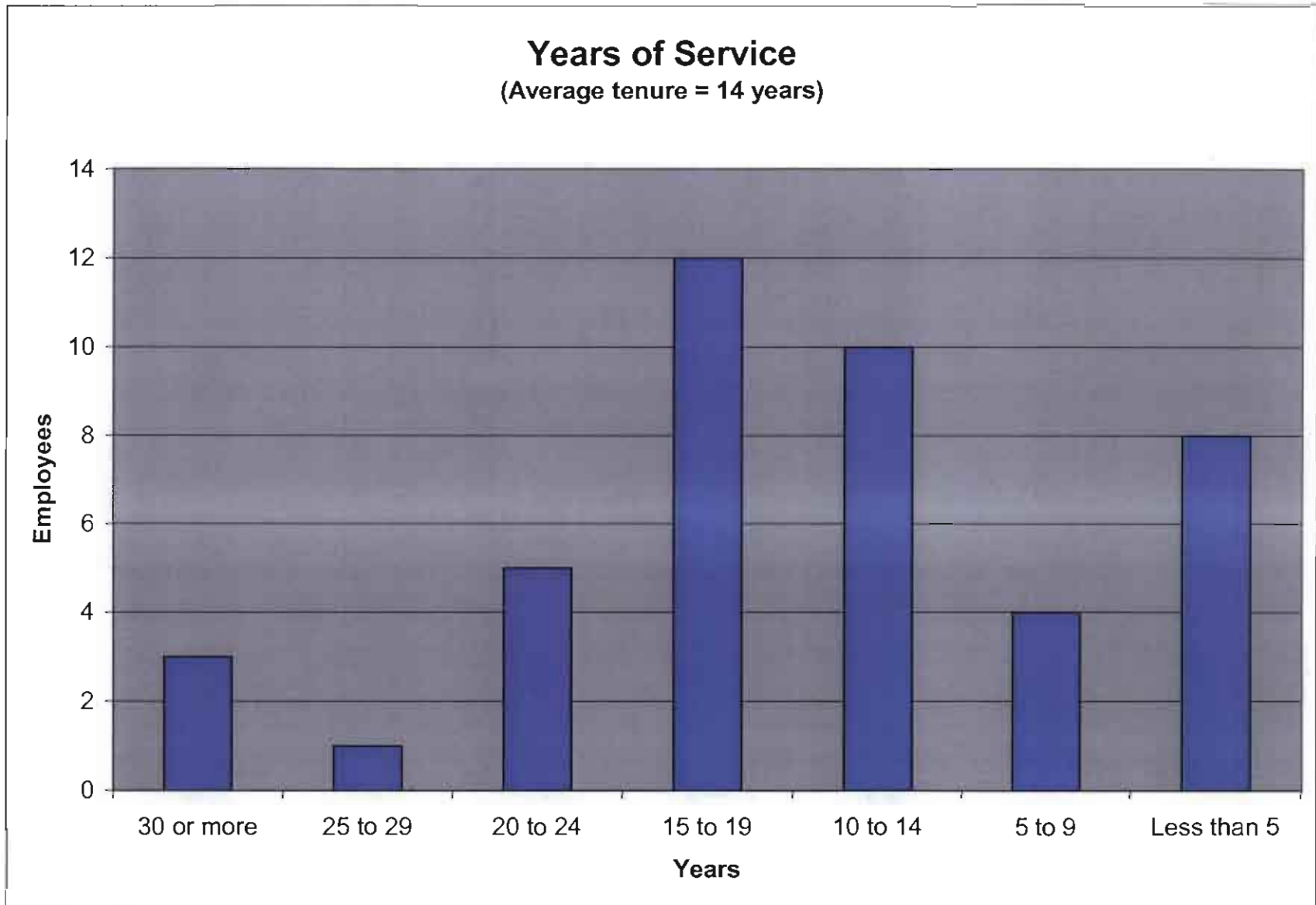
Officer Hild



Officer Nelson

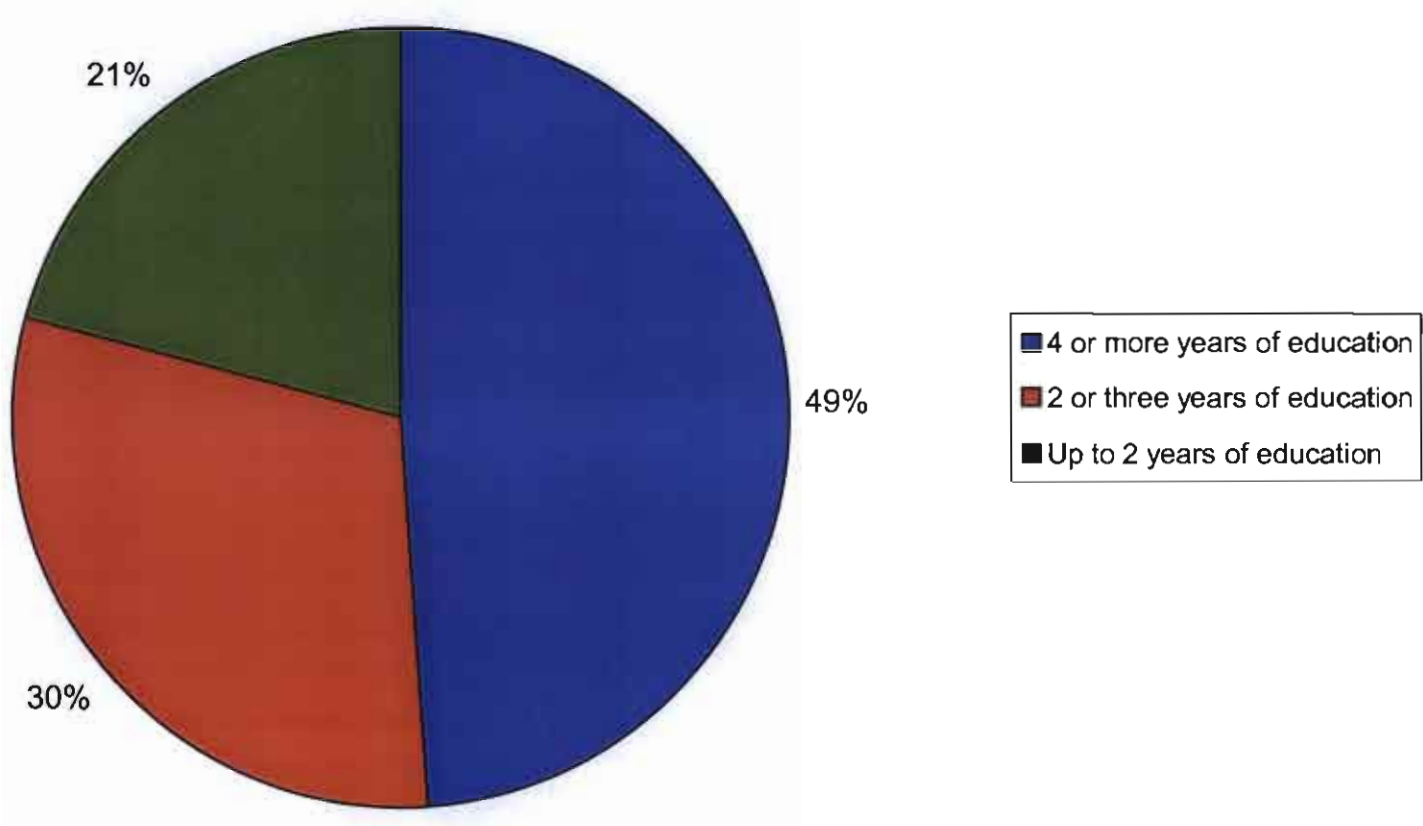
**Federal Grant Funding Awarded to
The Burlington Police Department
2009**

Grant	Amount	Activity
COPS Grant	\$337,824	<i>To hire and pay salary and benefits for two police officers over a three-year timeframe.</i>
Justice Assistance Grant	\$31,819	<i>For the construction of the new Des Moines County communications center.</i>
Justice Assistance 'Recovery' Grant	\$145,351 (\$6,465 to SEINT)	<i>Southeast Iowa Narcotics Task Force funding and the construction of the new Des Moines County communications center.</i>
Justice Assistance 'Recovery' Grant	\$139,679	<i>Towards the salaries and benefits for three Southeast Iowa Narcotics Task Force officers.</i>
Governor's Traffic Safety Grant	\$17,500	<i>Salary reimbursement for overtime enforcement and saturation patrols.</i>



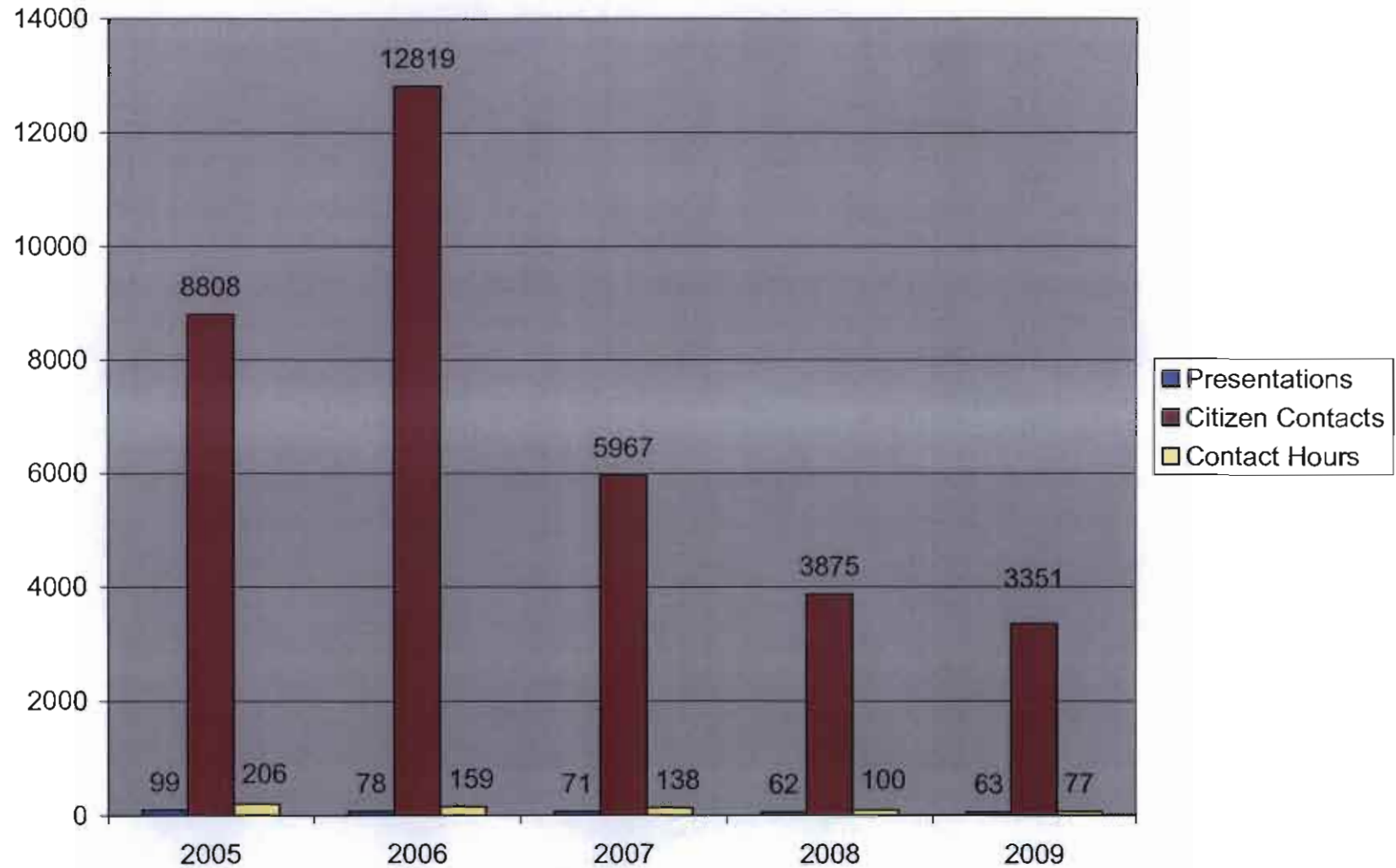
This graph indicates the number of years each of the forty-three sworn police officers have worked for the Burlington Police Department. The average number of years of service to the Burlington Police Department by sworn officers is 14 years.

Post High School Education of Sworn Officers



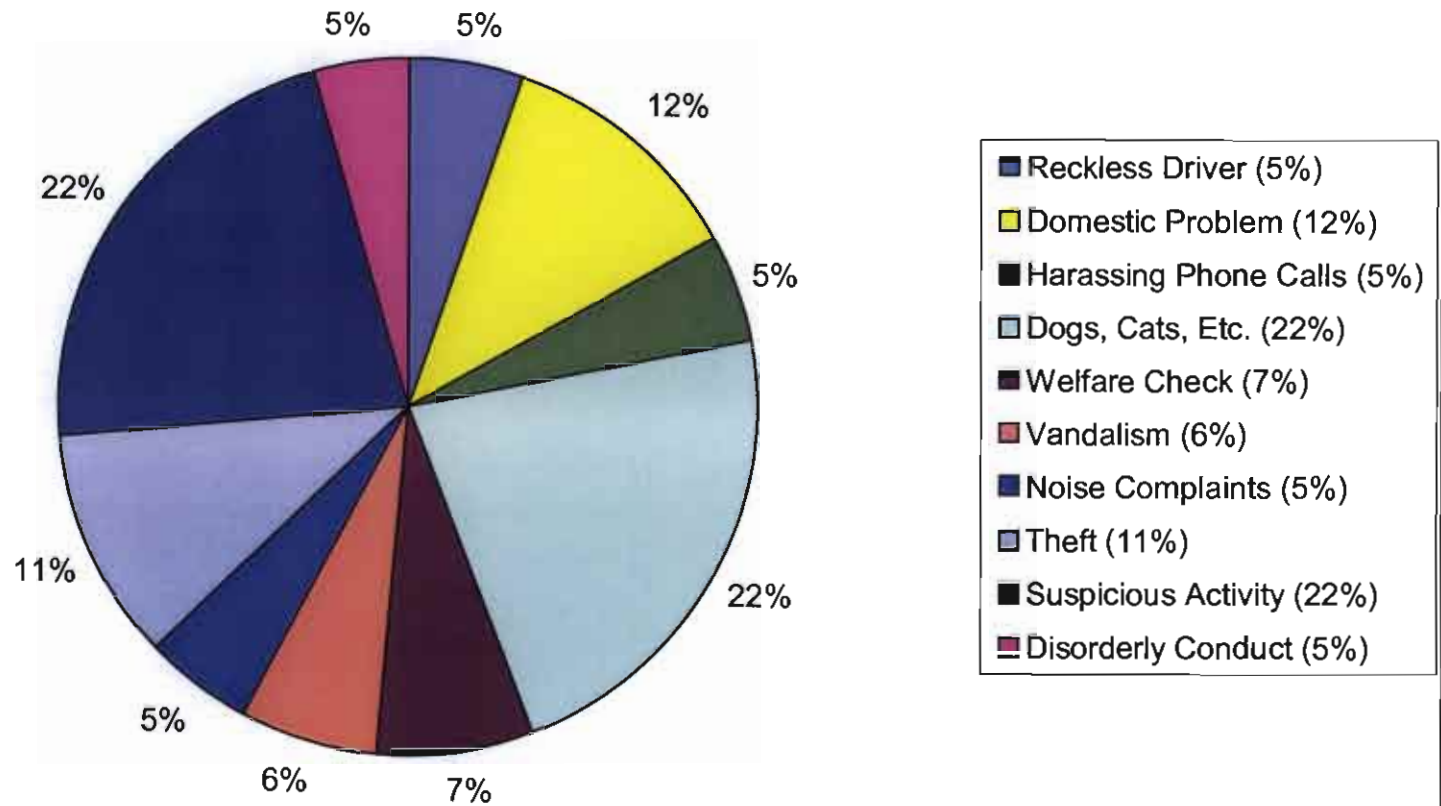
This graph demonstrates the years of education, following high school, that each sworn officer of the Burlington Police Department has obtained as of December 31, 2010.

Presentations & Citizen Contact



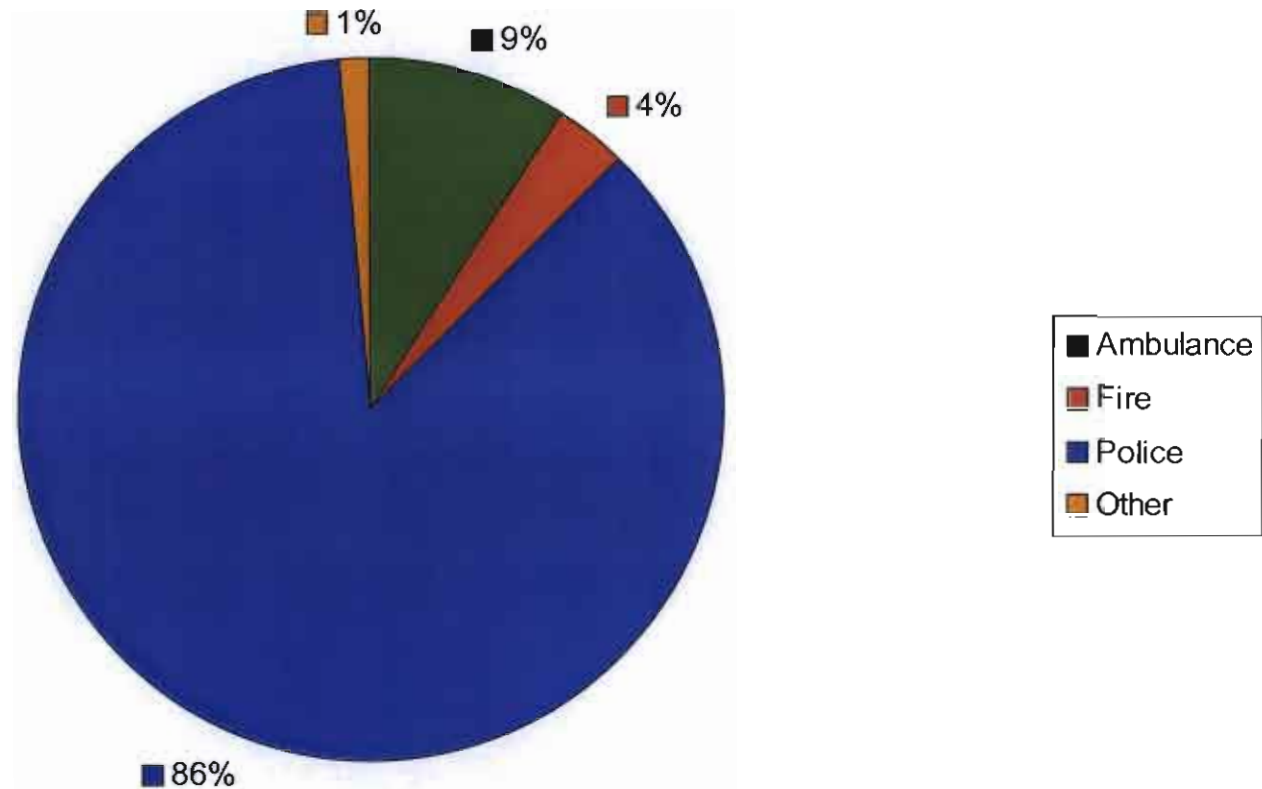
This graph indicates the number of presentations, citizens in attendance, and the amount of hours utilized by police officers to educate and inform about various law enforcement topics.

Most Frequent Calls For Service



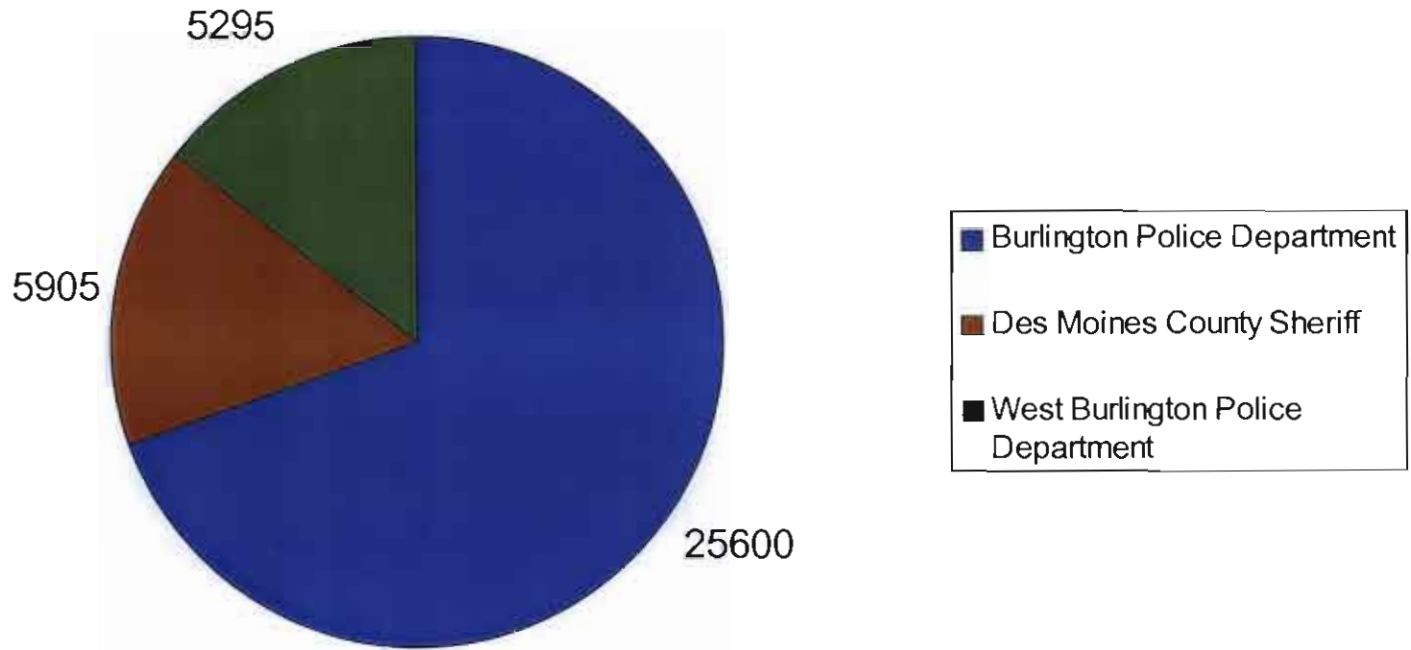
This graph represents the top ten calls for service that Burlington police officers responded to during 2009.

Police Fire Ambulance Comparison of Calls for Service 2009



This graph represents the percentage of calls that the ambulance (EMT's/Paramedics), fire (fire fighters/command), police (police officers/deputies/command) and other (streets department, sanitation department, etc.) responded to during 2009. This graph represents all of Des Moines County

Number of Calls by Agency 2009

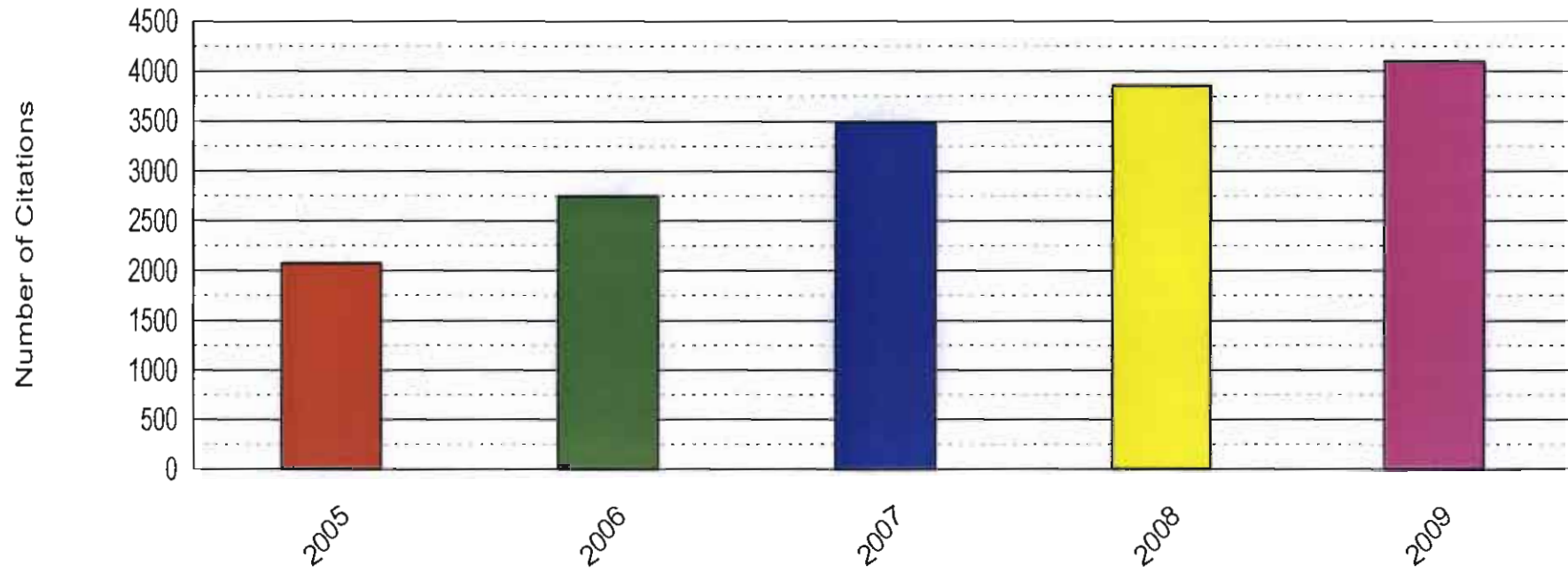


This graph represents the number of calls for service that each law enforcement agency was assigned to in 2009 thru our dispatch center. A call for service is when someone requests a police response.

Yearly Comparison of Citation Charges

01/01/2005 thru 12/31/2009

Number of Citations / Year



The following table further illustrates the charges for each of the citations

Charge	2005	2006	2007	2008	2009
TOTALS	2,072	2,745	3,492	3,856	4,098
ALL TERRAIN VEHICLE	0	0	0	0	2
ALL TERRAIN VEHICLES	1	0	0	0	0
ALTERING OR CHANGING NUMBERS	0	0	1	0	0
BIKE EQUIPMENT REQUIRED	0	0	0	0	1
BRAKE, HITCH CONTROL REQUIRE	0	0	0	0	1
BRAKE,HITCH,CRONTRONL REQUIRE	0	0	0	0	2
BU78.01	0	0	0	1	0
CARELESS DRIVING	5	7	16	8	13
CHILD RESTRAINT DEVICE	14	24	32	42	24
CLINGING TO VEHICLE	2	0	0	1	0
CONTROL OF VEHICLE REDUCE SPEE	0	0	1	7	29
CONTROL OF VEHICLE/REDUCE SPEE	40	23	26	15	0
CONTROL OF VEHICLE; REDUCED SP	0	0	5	5	6
CROSSING UNPROTECTED FIRE HOSE	0	1	0	0	0
DAMAGE ACCIDENT TO VEHICLE	3	0	2	3	3
DAMAGE TO VEHICLE	1	2	0	1	0
DEATH/P I ACCIDENT	0	1	1	0	1
DEFECTIVE BRAKING EQUIPMENT	0	0	0	0	2
DEFECTIVE MUFFLER	4	5	9	6	8
DEFECTIVE TIRES	1	0	1	0	1
DISABILITY PARK-IMPROPER USE	0	0	1	0	0
DISPLAY OF PLATES	5	11	5	8	8
DOUBLE RIDING RESTRICTED	0	0	1	0	0

DRAG RACING	3	2	1	0	2
DRAG RACING PROHIBITED	2	0	0	0	2
DRIVE RH SIDE OF RDWY EXCEPT	1	2	2	1	0
DRIVE W/BARRED-HABITUAL OFFEND	1	2	6	4	1
DRIVING ON WRONG SIDE OF HWY	6	4	6	7	3
DRIVING W/OBSTRUCTED VIEW	0	0	1	1	0
DRIVING WHILE BARRED	3	1	2	2	1
DRIVING WITHOUT LICENSE	80	121	122	144	109
DWLS	2	2	4	6	6
DWLS SUSPENDED,CANCELED,DENIED	192	256	317	329	314
DWLS-REV FOR IMPLIED CONSENT	5	0	0	2	0
ELUDING POLICE	7	8	4	1	4
ENTERING INTERSECTION FM DIFF	0	0	0	2	4
ENTERING INTERSECTION FM DIFFE	5	3	3	1	0
ENTERING THRU HWY	0	1	0	0	9
EXCESSIVE SPEED (AUTO)	52	110	132	136	129
EXCESSIVE SPEED (BUS)	0	0	0	0	1
EXCESSIVE SPEED (TRUCK)	0	0	1	0	0
FAIL CARRY REGISTRATION CARD	0	0	1	0	2
FAIL CHG ADDRESS OR NAME	0	0	1	0	0
FAIL TO COMPLY/SAFETY REGULATI	2	0	3	0	1
FAIL TO DISPLAY REG PLATES	1	4	5	9	7
FAIL TO GIVE CONT TURN SIGNAL	2	0	0	0	0
FAIL TO MAINTAIN REG PLATES	0	1	3	2	1
FAIL TO OBEY STOP SIGN-RR CROS	1	0	0	0	0
FAIL TO PROVE SEC LIAB(ACC)	0	0	0	0	2

FAIL TO PROVE SECURITY AGAINST	159	233	257	294	266
FAIL TO SECURE CHILD	6	10	10	18	9
FAIL TO SIGNAL STOP/DECELERATI	0	1	0	0	0
FAIL TO STOP	0	0	3	0	0
FAIL TO STOP AT RAILROAD CROSS	0	0	1	0	0
FAIL TO STOP AT RR CROSSING	2	1	0	0	1
FAIL TO STOP AT STOP SIGNAL	0	2	2	2	0
FAIL TO STOP STOP SIGN	0	0	1	1	0
FAIL TO SURR LIC & REGIST	1	0	0	0	0
FAIL TO YIELD-TRAFFIC SIGNAL	12	13	16	18	7
FAIL TO YLD ON LEFT TURN	8	13	10	9	15
FAIL TO YLD TO VEH ON RIGHT	0	1	1	0	3
FAIL TO YLD UPON ENTERING HWY	3	2	1	4	1
FAIL USE HEADLAMPS WHEN REQUI	2	2	9	19	8
FAIL USE REQ TOWING EQUIPMENT	0	0	1	1	1
FAIL YLD TO 10-33 VEHICLE	8	6	10	4	6
FAIL-OBSERVE SEATING REQUIREME	0	0	1	0	0
FAILURE TO DIM	0	0	0	5	1
FAILURE TO MAINTAIN CONTROL	27	40	33	33	28
FAILURE TO OBEY CNTL DEVICE	5	12	12	20	14
FAILURE TO OBEY STOP SIGN	18	20	30	27	31
FAILURE TO USE SAFETY BELTS	11	60	43	89	71
FAIL-YLD 1/2 RD TO ONCOMING VE	3	1	0	0	0
FIRE LANES	0	0	0	1	0
FOLLOWING TOO CLOSELY	16	3	7	5	8
FRAUDULENT USE OF REGISTRATION	23	17	22	31	25

GENERAL REGULATION-ATV & SNOW	0	0	1	0	0
ILLUMINATE PLATES	0	0	0	0	1
ILLUMINATING PLATES	0	1	3	1	0
IMPROPER BRAKE LIGHT	0	0	1	2	1
IMPROPER DEVICE COLOR & MOUNTI	0	0	1	2	4
IMPROPER HEADLIGHT/NIGHT DRIVI	0	0	4	1	1
IMPROPER LIGHT ON BICYCLE	0	0	0	0	1
IMPROPER REAR LAMP	1	2	5	5	4
IMPROPER REAR REFLECTOR	0	0	1	0	0
IMPROPER REGIS PLATE LAMP	0	4	6	2	1
IMPROPER USE OF LANES	5	5	14	11	12
IMPROPERLY ADJUSTED HEADLAMP	0	1	1	0	1
INFORMATION & AID	3	0	1	0	1
INFORMATION/AID	6	1	2	0	1
INSTRUCTION PERMIT	0	2	0	1	3
INSTRUCTION PERMITS	3	3	2	3	0
INSUFFICIENT # HEADLAMPS	0	0	0	1	2
LEFT TURN YIELDING	1	1	0	0	0
LEFT TURNS YIELDING	0	0	0	9	23
LEFT TURNS/YIELDING	29	22	14	17	0
LGTS OF IMPROPER COLOR/FT/BACK	1	1	0	0	1
LIMITATIONS ON OVERTAKING LEFT	0	1	1	1	0
LOAD LIMITS UPON CERTAIN STS	0	0	1	0	0
MAKING U-TURN ON CURVE OR HILL	0	0	0	1	0
MANDATORY LIGHTING EQUIPMENT	0	0	1	0	0
MC AND MOTORBIKE VIOLATIONS	0	5	0	0	1

MEETING & OVERTAKING TO RIGHT	0	0	1	0	0
MEETING & OVERTAKING TO THE RI	0	1	0	0	0
METAL TIRES PROHIBITED	1	0	0	0	0
MOVING VEHICLE BACKWARD ON HW	7	3	6	3	7
MUFFLER PREVENT NOISE	0	1	1	4	5
MUFFLER/PREVENTION OF NOISE	0	2	2	5	0
NUMBER OF DRIVING LAMPS REQ	0	0	1	0	0
NUMBER OF DRIVING LAMPS REQUIR	0	0	5	2	0
NUMBER OF LAMPS LIGHTED	0	0	0	1	0
OBEDIENCE TO SIGNAL OF TRAIN	0	0	0	0	1
OBSTRUCTION TO DRIVER'S VIEW	1	0	0	2	0
OFFICIAL TRAFFIC CONTROL SIGNA	20	22	44	21	31
ONE WAY TRAFFIC REQUIRED	3	5	4	3	6
OPEN CONTAINER MV - DRIVER	0	0	1	0	0
OPEN CONTAINER MV - PASSENGER	0	1	1	0	0
OPEN CONTAINERS IN MV	0	5	0	7	2
OPEN CONTAINERS IN MV-DRIVER	0	0	0	1	0
OPEN CONTAINERS IN MV-PASSENGE	1	1	1	0	0
OPERAITON W/O REGISTRATION	13	9	6	13	0
OPERATE NON-REGISTERED VEHICLE	57	73	74	114	105
OPERATE WITHOUT REGISTRATION	4	23	23	28	13
OPERATION OF MV W/EXP LIC	20	11	14	25	25
OPERATION ON APPROACH EMER VEH	0	0	0	1	2
OPERATION ON APPROACH OF EM VE	2	2	1	1	0
OPERATION W/O REGISTRATION	0	0	2	4	2
OPERATOR LICENSE	0	5	10	22	147

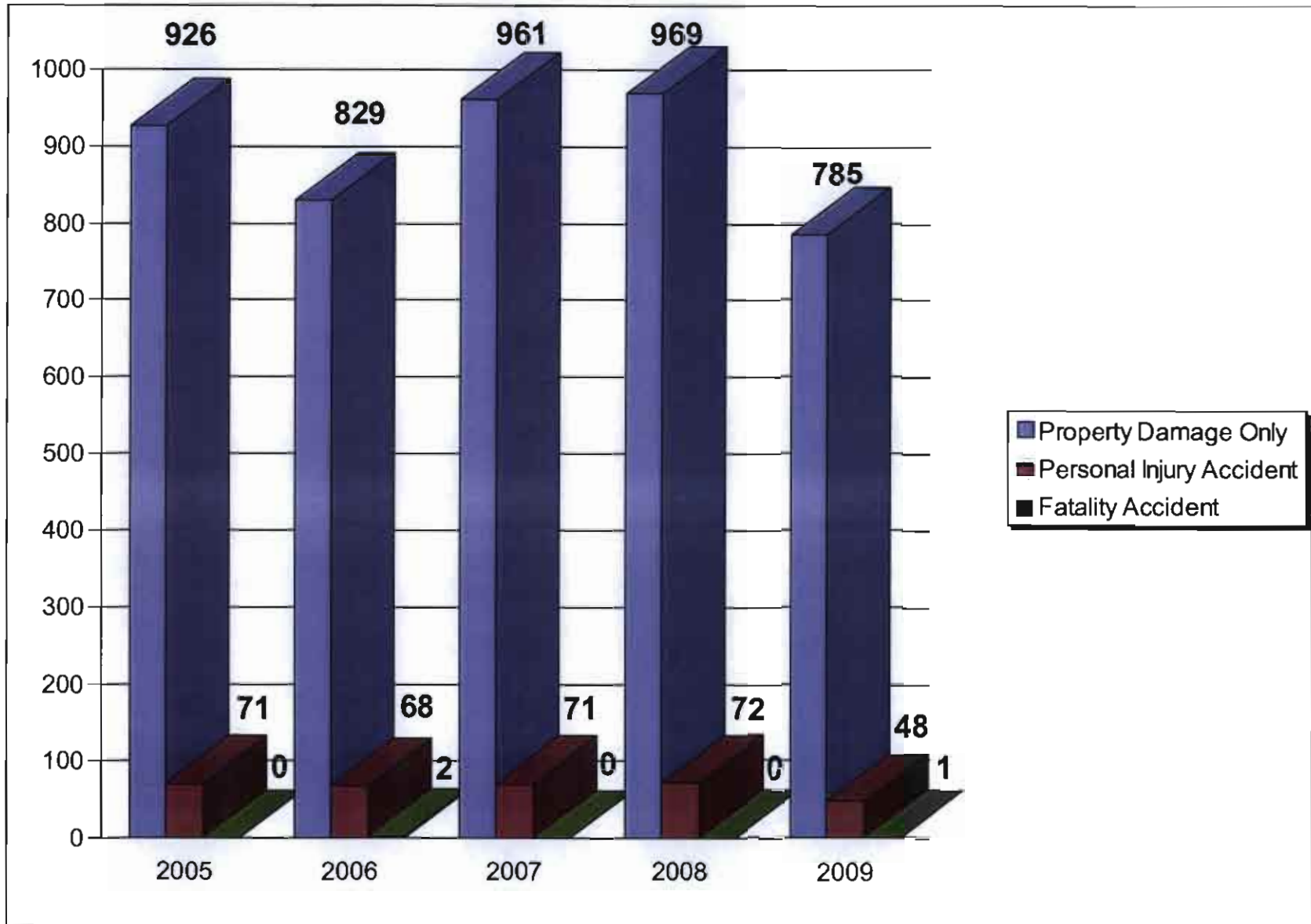
OPERATORS LICENSE	98	135	155	165	12
OVERTAKING A VEHICLE	0	0	0	1	0
OVERTAKING ON RIGHT	0	0	0	2	3
OVERTAKING ON THE RIGHT	0	1	1	0	2
OWI/DRUGGED 1ST	2	0	3	0	0
OWI/DRUGGED 2ND	0	0	1	0	0
PARK ADJACENT TO CURB	0	0	0	1	1
PARK ADJACENT-ONE WAY	1	0	0	0	0
PARK LIMITED OR CONTROLLED	0	1	1	0	0
PARKING OF REC VEH & EQUIP	0	1	0	0	0
PARKING TOO FAR FROM CURB	1	0	0	0	0
PARKING VIOLATION	0	1	0	0	1
PARKING VIOLATION-ALTERNATE	0	0	0	0	9
PARKING W/O STOPPING ENGINE	1	0	1	1	0
PARKS & OTHER CITY LAND	0	0	1	0	0
PASSING VIOLATION	0	1	1	0	1
PEDESTRIANS SUBJECT TO SIGNALS	0	0	0	0	4
PENAL OFFENSES AGAINST TITLE L	0	0	0	1	0
PERM UNAUTH PER DRIVE	0	0	0	2	4
PERMIT UNAUTH. PERSON /DRIVE	1	4	7	1	0
PERMIT UNAUTHORIZED MINOR DRIV	1	1	0	0	0
PERMIT UNAUTHORIZED MINOR-DRIV	1	0	1	0	0
PERMIT UNAUTHORIZED PER TO DRV	1	3	2	2	5
PLACE OF OPERATION	0	0	1	0	0
PLATES/ATTACHING IMITATION PRO	5	5	2	10	0
PLATES/ATTCHING IMITATION PRO	0	0	0	1	8

POSSESS ALCOHOL UNDER AGE	0	1	0	0	0
PROH PARK-DOUBLE PARK	0	1	0	0	0
PROH PARK-STOP SIGN/SIGNAL	1	0	0	0	0
PROHIBITED OPERATION (OF BOAT)	2	0	1	0	0
PROHIBITED PARKING-CENTER PARK	0	0	0	0	1
PROHIBITED PARKING-SIDEWALK	0	0	1	0	0
PROHIBITED PASSING	2	0	1	0	2
PROJECT LOADS ON PASS. VEHICLE	0	0	0	1	0
PROOF OF SECURITY AGAINST LIAB	206	232	260	291	331
PUTTING DEBRIS ON HIWAY	0	0	1	1	1
RAILROAD CROSSING	0	0	1	0	0
REAR LAMP	0	0	1	1	4
REAR LAMPS	0	0	1	3	0
RECKLESS DRIVING	14	37	26	10	13
RED LIGHT IN FRONT	0	0	0	1	0
REG OF SOUND EQUIPMENT/AMP EQU	0	1	2	0	0
REGISTRATION CARD CARRIED & EX	3	6	0	4	6
REGISTRATION VIOLATION	0	3	3	3	0
REGULATIONS OF SOUND EQUIP	0	0	0	0	1
REGULATIONS OF SOUND EQUIPME	1	0	0	0	0
REGULATIONS OF SOUND EQUIPMENT	0	0	2	3	3
REPORTING ACCIDENT	0	0	1	0	0
REQUIRED USAGE OF LIGHTING DEV	0	0	0	1	0
RESTRICTED LICENSES	9	5	9	10	10
RESTRICTIONS TIRE EQUIPMENT	0	0	1	0	0
RESTRICTIONS-TIRE EQUIPMENT	0	1	0	0	0

ROADWAYS LANED FOR TRAFFIC	5	4	14	6	14
SAFETY BELTS/HARNESSES REQUIRE	0	6	87	137	636
SAFETY BELTS/HARNESSES/REQUIRE	83	260	357	384	0
SCHOOL BUSES	0	2	0	0	1
SCOPE AND EFFECT/TRAFFIC	0	0	1	0	0
SIGNAL LAMPS/DEVICES	0	0	1	2	2
SIGNALS BY HAND/ARM OR SIGNAL	1	1	0	0	0
SNOW EMER-PARKING ON	0	0	0	1	0
SPECIAL 25 MPH SPEED ZONES	1	0	0	0	0
SPEED - GENERAL	497	535	706	680	870
SPEED LIMIT RESIDENCE/SCHOOL	1	2	13	0	0
SPEED LIMITS - BUSINESS DISTRI	3	1	2	1	0
SPEED LIMIT-SUBURBAN DISTRICT	4	0	8	0	0
SPEED RESTRICTIONS	0	1	2	1	0
SPILLING LOAD ON HWY	0	0	1	0	0
STARTING PARKED VEHICLE	1	2	2	0	0
STOP @ RR XG/POSTING WARNING	1	0	1	1	0
STOP BEFORE CROSS SIDEWALK	2	5	2	0	2
STOP OR YIELD	1	1	0	0	0
STOPPING	1	1	0	1	0
STOPPING ON TRAVELLED PART HWY	0	2	0	0	0
STOPPING,STANDING,PARKING-PROB	0	0	3	1	0
STRIKE FIXTURES ON HWY	0	0	0	0	5
STRIKE FIXTURES UPON HIWAY	2	0	3	2	0
STRIKING FIXTURE ON HIGHWAY	4	7	5	6	7
STRIKING UNATTENDED VEHICLE	16	11	10	16	17

STRIKING VEHICLE	0	0	0	1	0
TAXI-LICENSE REQUIRED	1	0	0	0	0
TRUCK RT-DELIVERY OFF TRK RT	2	0	0	0	0
TURN @ INTERSECTION	0	0	1	2	2
TURN ON CURVE OR CREST OF GRAD	0	2	0	0	0
TURN@INTERSECTION	0	1	0	0	0
TURN@INTERSECTION-LEFT FROM 2	0	1	0	0	0
TURNING FROM IMPROPER LANE	0	0	2	2	2
UNATTENDED MOTOR VEHICLE	1	0	0	0	0
UNAUTHORIZED USE OF 10-33 LGTS	0	0	1	0	0
UNLAWFUL PASSING SCHOOL BUS	3	6	0	0	0
UNLAWFUL USE OF DRIVER'S LICSE	2	1	0	0	0
UNSAFE BACKING ON HIGHWAY	2	1	3	2	2
UNSAFE ENTRY INTO SIDEWALK/RDW	0	1	4	1	2
UNSAFE PASSING	0	2	1	3	1
UNSAFE STARTING OF STOPPED VEH	2	0	1	1	0
UNSAFE TURN,FAIL TO GIVE SIGNA	1	1	0	2	1
UPGRADE PULLS MINIMUM SPEED	0	1	0	1	0
U-TURN	1	1	4	0	0
VEH FAIL YLD TO PEDESTRIAN	0	0	1	0	0
VEHICLE ENTER STOP/YLD INTERS	0	1	3	6	51
VEHICLE ENTER STOP/YLD INTERSE	69	68	55	42	0
VEHICLES ENTERING STOP OR YLD	0	0	7	13	11
VEHICLES ON SIDEWALKS	0	2	0	0	0
VIOL 1-WAY TRAF DESIGNATION	0	0	5	2	0
VIOLATE REGISTRATION PROVISION	86	105	150	273	361

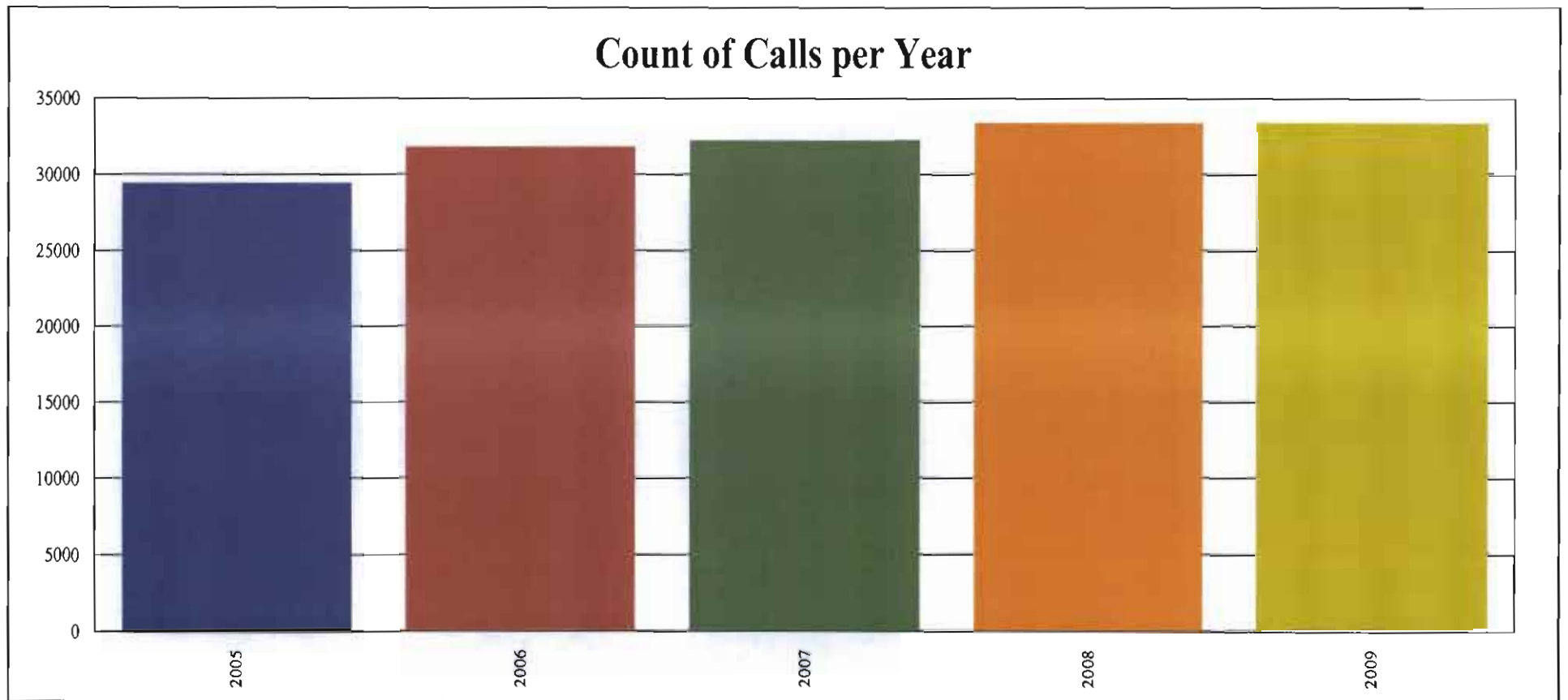
VIOLATION OF RESTRICTED LICENS	1	4	4	5	6
VIOLATION OF SCHOOL PERMIT	0	0	2	1	0
VIOLATION-INSTRUCTION PERMIT	1	6	4	3	1
WB-PRF OF SEC LIABILITY(NOACC)	0	0	0	0	2
WB-SPEED ZONES(6-10 OVER)	0	0	0	0	1
WHEN LIGHTED LAMPS REQUIRED	0	0	8	3	4
WHEN SIGNAL REQUIRED	2	0	0	1	2
WINDOW/WINDSHIELD REQUIREMENT	0	3	4	8	3
WINDSHIELDS/WINDOWS	2	10	9	4	45
Total	2,072	2,745	3,492	3,856	4,098



This graph represents the number of motor vehicle accidents that police officers responded to from 2005 through 2009. The accidents are further broken down based on if only property damage occurred, if a person was injured or if a person was killed.

Yearly Comparison of Call Types

1/1/2005 thru 12/31/2009



This chart represents the total number of calls for service for the Burlington Police Department in 2005 through 2009.

The following table further breaks down the information into specific call types.

2005 2006 2007 2008 2009

Call Type	2005	2006	2007	2008	2009
Totals	29,426	31,799	32,191	33,344	33,287
28	18	13	16	5	8
911	1	14	15	4	8
ASSAULT	352	390	365	394	351
ABANDONED VEH.	717	670	646	591	525
AIR	1	0	0	0	0
AIRPORT	340	341	142	333	318
ALARM-BURGLAR	1	0	0	0	0
ALARM-BURGLAR	388	293	316	301	335
ALARM-CARBON MONOXIDE	3	9	0	0	0
ALARM-CARBON MONOXIDE	0	0	4	13	13
ALARM-CAR	14	8	12	9	8
ALARM-FIRE	8	0	0	1	1
ALARM-MEDICAL	1	0	0	0	1
ALARM-MULTIPLE	0	0	0	0	1
AMBULANCE	5	4	3	2	7
ANIMAL	2,074	2,230	2,535	2,527	2,427
ANIMAL PERMIT	0	0	0	1	0
ARREST	0	1	0	0	1
ASSIST	52	64	74	108	77
BOAT	5	5	11	2	3
BOMB	1	0	14	7	1

BURGLARY-BUSINESS	64	79	80	54	72
BURGLARY - VEHICLE	265	323	275	261	200
BURGLARY - RESIDENCE	382	352	305	237	300
BURN - UNCONTROLLED	5	2	3	3	3
BUS	6	17	8	3	7
CHILD ABUSE	45	33	30	49	53
CRIMINAL HISTORY CHECK	2,762	2,366	1,787	1,894	3,259
CHILD LOST	74	51	65	68	70
CIGARETTES	132	92	64	53	87
CIVIL	226	235	207	253	330
CHILD NEGLECT	42	30	30	31	24
CONSERVATION	1	0	0	2	1
CONTACT	279	307	261	298	341
COUNTERFEIT	0	17	18	14	24
CRIMESTOPPERS	56	79	67	96	81
CURFEW	16	26	20	30	12
DELIVER	83	61	70	71	68
DEPT.HUMAN SERV	4	10	11	12	3
DISABLED VEHICLE	468	495	520	505	428
DISORDER	449	388	496	529	463
DRIVER'S LICENSE CHECK	44	35	23	22	24
DEAD ON ARRIVAL	4	11	8	8	11
DOMESTIC PROBLEM	1,029	1,125	1,205	1,222	1,291
DRUG	198	251	280	257	375

DRIVING UNDER SUSPENSION	52	53	53	36	39
ESCAPED PERSON	2	5	2	3	2
ESCORT	21	11	57	52	44
FIELD INTERVIEW	1	0	0	1	0
FIGHT	278	333	351	416	368
FILE	0	3	3	0	0
FINGERPRINTS	41	0	0	0	0
FIRE	161	190	232	189	166
FIREWORKS	110	115	243	132	163
FOOT PATROL	273	306	216	98	133
FORGERY	104	89	60	168	70
FOUND PROPERTY	384	427	359	379	337
GAS DRIVE-OFF	295	315	260	225	136
GRAFITTI	6	4	12	22	38
GUN	42	47	30	52	28
GAMBLING VIOLATION	1	0	0	0	0
HIT AND RUN	252	238	246	275	246
HANDICAP PKG VIOLATION	6	9	16	18	9
HARASSMENT	337	335	310	319	355
HAZARD	438	545	637	673	604
HAZARDOUS MATERIAL	0	0	0	0	3
HOUSE LOCKOUT	7	9	4	1	1
IAAP	1	0	1	1	0
INFO	185	194	194	225	150

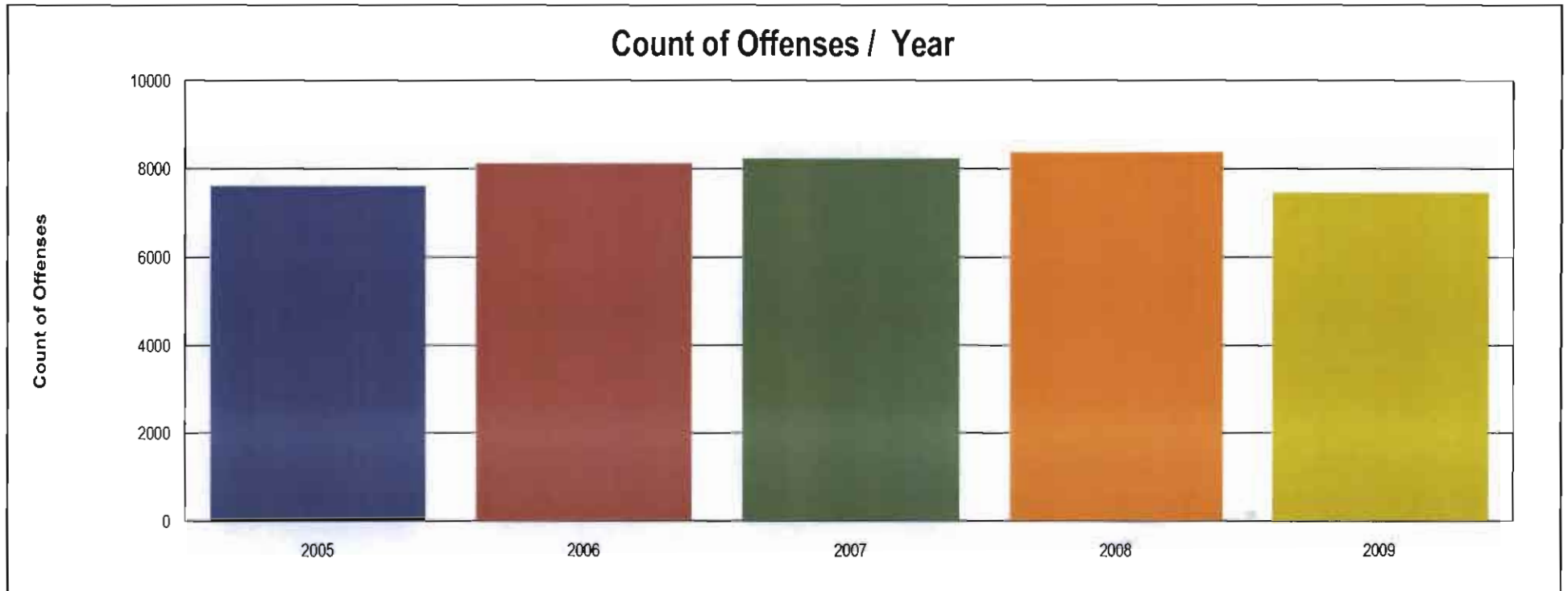
INTERNET	0	17	17	2	4
INTOXICATED PERSON	171	175	188	227	163
JUVENILE PICKUP	38	32	23	38	38
KIDNAPPING	2	6	4	5	1
KNOXBOX	1	1	2	6	0
LEAF	3	6	5	4	1
LITTER	74	79	87	66	83
THEFT OF VEHICLE	120	105	114	133	104
LOST PROPERTY	70	71	60	77	74
LIQUOR VIOLATION	52	79	67	65	69
MENTAL	33	23	49	28	33
MISSING PERSON	63	78	54	53	37
NEIGHBOR	155	151	175	173	155
NOISE	594	644	573	592	517
OPEN DOOR	53	54	85	62	53
OTHER	17	21	16	14	44
OPERATING WHILE INTOXICATED	156	184	184	196	148
PARKING VIOLATION	358	424	383	365	370
EXTRA PATROL REQUEST	261	225	253	231	167
PHONE CALL	405	524	438	490	509
PROPERTY DAMAGE ACC.	929	832	971	969	788
KEEP THE PEACE	114	131	111	133	162
PERSONAL INJURY ACC.	72	69	73	74	48
PROSTITUTION	1	5	5	4	0

PROWLER	49	79	61	58	36
PUBLIC SERVICE	0	0	0	10	3
ROBBERY	18	11	21	33	20
RUNAWAY	152	167	147	209	223
RADAR REQUEST	9	4	11	3	2
RECKLESS DRIVER	336	403	447	407	406
RECORDS CHECK	126	104	121	124	98
SEXUAL ASSAULT	53	54	57	42	61
SALVATION ARMY ASSISTANCE	21	18	16	24	25
SEARCH WARRANT	18	12	25	14	17
SEX OFFENDER REGISTRY	8	8	4	7	5
SHOTS FIRED	45	69	68	112	81
SKATE	75	38	65	49	31
SNOW ROUTE TOW	4	1	19	31	12
SPEED COMPLAINT	24	41	24	13	22
STALK	3	3	7	3	2
SUBPOENA	11	9	6	2	4
SUICIDE	108	103	103	137	139
SUSPICIOUS PERSON	1,968	2,181	2,437	2,455	2,245
THEFT	1,173	1,289	1,294	1,268	1,074
TATOO COMPLAINT	0	1	1	1	2
TAVERN CHECK	52	79	79	95	74
TAXI INSPECTION	27	14	13	24	17
TEST-CIVIL DEFENSE	9	10	10	8	7

TEST - COUNTY FIRE	51	47	38	43	43
THREATS	277	320	285	338	272
THROW-ROCKS, CORN. ETC.	76	79	77	91	68
TOW	6	2	6	1	12
TRAFFIC CONTROL	55	34	35	46	18
TRANSFER OF PATIENT	2	1	5	0	0
TRESPASSING	259	285	364	352	336
TRAFFIC STOP	4,806	6,423	6,848	7,472	7,275
UNLOCK VEHICLE	5	7	5	4	6
VANDALISM	775	774	638	612	665
VACATION CHECKS	29	33	28	28	30
PUBLIC SERVICE WARNING	2	0	2	0	0
WEAPON PERMIT	510	557	651	770	916
WEATHER	5	19	13	17	15
WELFARE	593	666	702	672	728
WARRANT SERVICE	332	263	249	207	225
Total	29,426	31,799	32,191	33,344	33,287

Yearly Comparison of Offenses

01/01/2005 thru 12/31/2009



This graph represents calls for service that generated a police report. The following table further breaks down the information into specific offenses for Incident Based Reporting submission to the FBI.

Offense

2005

2006

2007

2008

2009

Total	7,605	8,129	8,229	8,375	7,452
0110 Murder/Nonneg Mans	1	1	0	1	1
0210 Forcible Rape	11	11	11	10	9
0220 Forcible Sodomy	5	2	6	4	1
0230 Sex Asslt w/Object	2	1	1	4	4
0240 Forcible Fondling	11	12	7	6	12
0250 Statutory Rape	1	2	0	2	6
0260 Incest	0	1	2	1	0
0270 Porno/Obscene Matl	1	3	2	0	0
0280 Peeping Tom	1	0	0	1	0
0300 Robbery	19	13	32	44	25
0400 Aggravated Assault	74	59	87	94	81
0410 Assault:Firearm	2	3	5	5	4
0450 Simple Assault	204	198	200	228	207
0451 Intimidation	10	23	24	26	24
0460 Domestic Violence	124	134	123	131	122
0500 Burglary/B&E	331	302	283	205	286
0610 Pocket-Picking	2	1	1	1	1
0620 Purse -snatching	1	1	0	2	1
0630 Shoplifting	83	166	162	148	132
0640 Theft from Vehicle	228	276	258	228	164
0650 Theft Vehicle Part	32	6	12	13	10
0670 Theft from Building	12	8	11	2	3

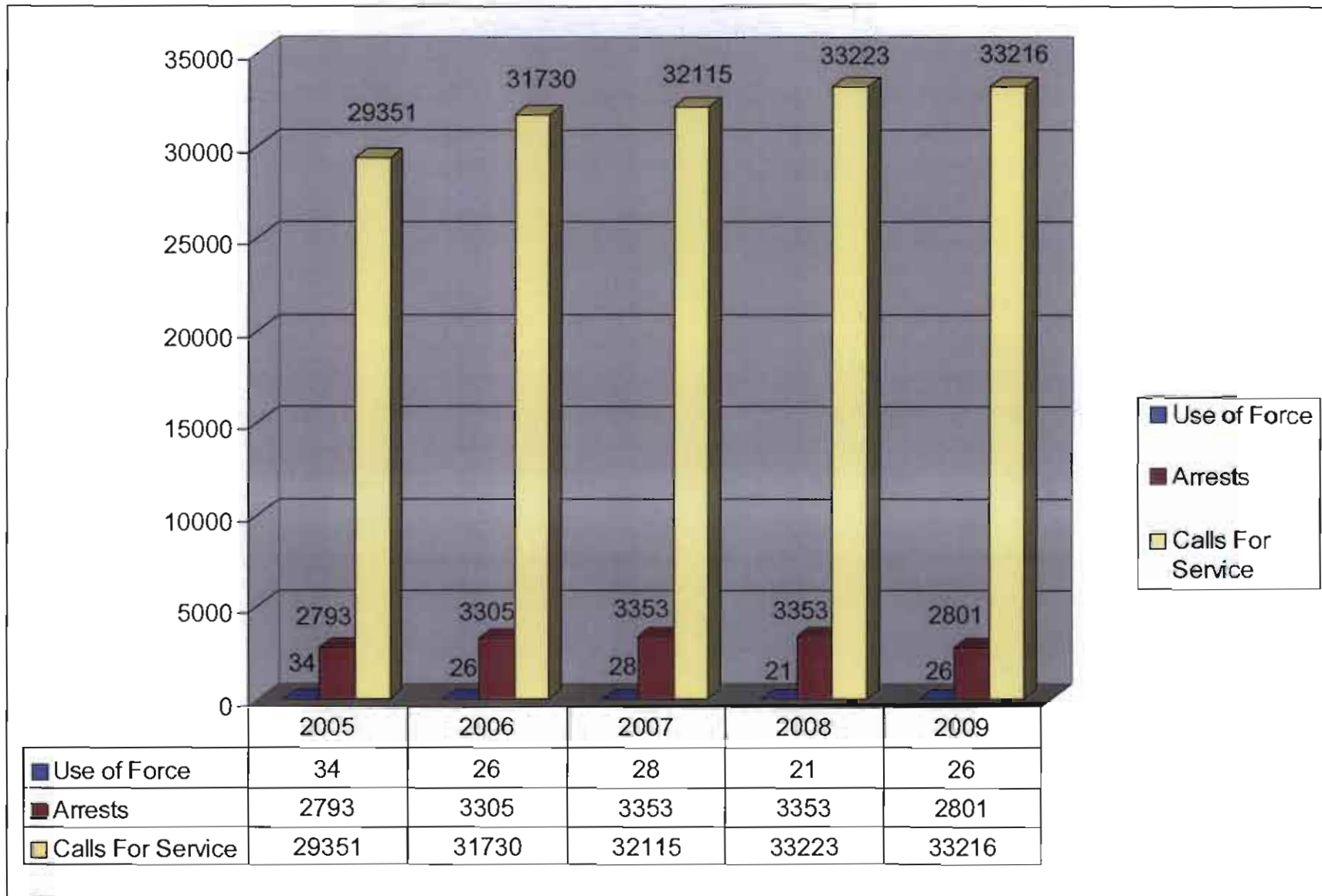
0680 Theft from Vending	2	5	1	2	3
0690 Other Larceny	437	459	468	489	349
0700 Motor Vehicle Theft	58	52	64	70	49
0800 Arson	7	23	18	26	15
1000 Counterfeit/Forgery	82	72	57	128	43
1100 Swindle/Confidence	24	32	22	14	19
1110 Credit/ATM Fraud	23	20	24	29	63
1120 Impersonation Fraud	2	1	2	0	0
1130 Welfare Fraud	0	0	0	1	0
1140 Wire Fraud	1	0	0	0	0
1150 Bad Checks	12	7	10	19	12
1300 Stolen Property	1	0	0	0	0
1400 Vandalism	659	602	535	515	497
1500 Weapon Law Violation	6	21	10	14	13
1600 Prostitution	0	0	1	0	0
1610 Asst/Prom Prostitu	0	0	0	1	0
1800 Drug/Narc Violations	145	228	216	221	222
1810 Drug Equipment Viol	75	123	115	87	84
2000 Nonviol Family Off	30	40	27	26	35
2100 Driv Under Inf	109	145	199	202	138
2200 Liquor Law Violation	64	81	80	84	62
2300 Drunkenness	145	180	184	210	167
2400 Disorderly Conduct	245	256	265	237	217
2500 Curf/Loiter/Vagrancy	43	69	71	76	44
2600 All Other Offenses	666	698	665	717	645

2601 Extortion/Blackmail	0	0	0	2	1
2602 Kidnapping/Abduction	2	0	4	4	3
2660 Trespassing	79	102	136	114	93
2700 Suspicion	122	149	150	107	120
2900 Runaway	64	76	72	102	109
3210 Missing Person	24	29	17	17	9
3230 Lost Property	58	59	65	60	59
3310 Found Person	0	0	2	0	0
3330 Found Property	276	303	244	257	218
3410 Unattended Death	17	28	23	20	30
3420 Suicide	2	1	5	6	1
3421 Attempted Suicide	12	9	12	13	16
3500 Sick Cared For	13	12	13	11	20
3510 Mental Case	0	5	5	5	4
3620 Home Accident	4	5	7	13	14
3630 Work Accident	2	0	0	1	0
3640 Public Accident	8	7	11	9	11
3650 Animal Bite	75	87	63	67	90
4030 Warrant Outside	144	170	211	153	97
4060 Restraining Order	180	176	149	144	108
5603 1050F:MV/MOTORCYCLE	0	1	0	0	0
5606 1050F:MV/FIXED OBJECT	0	1	0	0	0
5607 1050F:MV/RAN OFF ROADW	0	0	0	1	0
5616 1050F:MC/FIXED OBJECT	0	0	0	0	1
5700 1050PI Traffic Acc	28	22	18	20	24

5701	1050PI: MV/MOTOR VEHICLE	48	41	32	36	25
5702	1050PI: MV/PEDESTRAIN	10	11	12	11	6
5703	1050PI: MV/MOTORCYCLE	4	1	3	1	1
5704	1050PI: MV/BICYCLE	6	6	9	5	4
5705	1050PI: MV/TRUCK	1	1	0	1	0
5706	1050PI: MV/FIXED OBJECT	3	5	7	10	2
5707	1050PI: MV/RAN OFF ROADW	4	3	6	7	3
5708	1050PI: MV/ANIMAL	0	1	0	0	1
5712	1050PI: MC/PEDESTRIAN	1	0	1	0	0
5716	1050PI: MC/FIXED OBJECT	1	0	1	0	0
5717	1050PI: MC/RAN OFF ROADW	1	0	0	0	0
5718	1050PI: MC/ANIMAL	0	0	0	1	0
5721	1050PI: TRUCK/MOTOR VEHI	0	0	0	1	0
5726	1050PI: TRUCK/FIXED OBJEC	0	0	0	1	0
5740	1050PI: Hit and Run	2	2	2	0	2
5771	1050PI: POLICE VEHICLE	1	0	0	0	0
5800	1050PD Traffic Acc	192	180	201	225	202
5801	1050PD: MV/MOTOR VEHICLE	356	319	347	323	306
5802	1050PD: MV/PEDESTRAIN	2	0	0	0	0
5803	1050PD: MV/MOTORCYCLE	4	1	7	1	5
5804	1050PD: MV/BICYCLE	1	2	1	1	0
5805	1050PD: MV/TRUCK	14	7	4	15	6
5806	1050PD: MV/FIXED OBJECT	50	49	59	56	49
5807	1050PD: MV/RAN OFF ROADW	27	28	28	17	21
5808	1050PD: MV/ANIMAL	22	21	12	6	17

5809 1050PD:MV/TRAIN	0	0	0	0	2
5813 1050PD:MC/MOTORCYCLE	0	0	0	1	0
5815 1050PD:MC/TRUCK	0	0	0	1	0
5817 1050PD:MC/RAN OFF ROADW	1	2	0	0	0
5821 1050PD:TRUCK/MOTOR VEH	3	7	7	4	1
5825 1050PD:TRUCK/TRUCK	3	2	1	2	0
5826 1050PD:TRUCK/FIXED OBJE	7	6	2	5	3
5836 1050PD:MOPED/FIXED OBJE	0	1	0	0	0
5837 1050PD:MOPED/RAN OFF RO	1	0	0	0	0
5840 1050PD: Hit and Run	104	116	129	155	150
5860 1050PD:ALCOHOL RELATED	0	0	0	2	0
5870 1050PD: City Vehicle	7	3	11	7	4
5871 1050PD: Police Veh	4	3	5	10	3
6110 Assist Other Agency	69	80	56	78	54
6270 Parking Violations	102	114	116	82	88
6280 Moving Violations	111	151	164	217	201
6281 Op After Revocation	110	139	116	147	116
6282 Operate After Suspen	107	171	258	350	334
9910 Misc. Public	187	137	141	155	120
9920 Misc: Officer	80	60	39	46	58
9999 WARRANT ENTRIES	858	880	977	940	869
Total	7,605	8,129	8,229	8,375	7,452

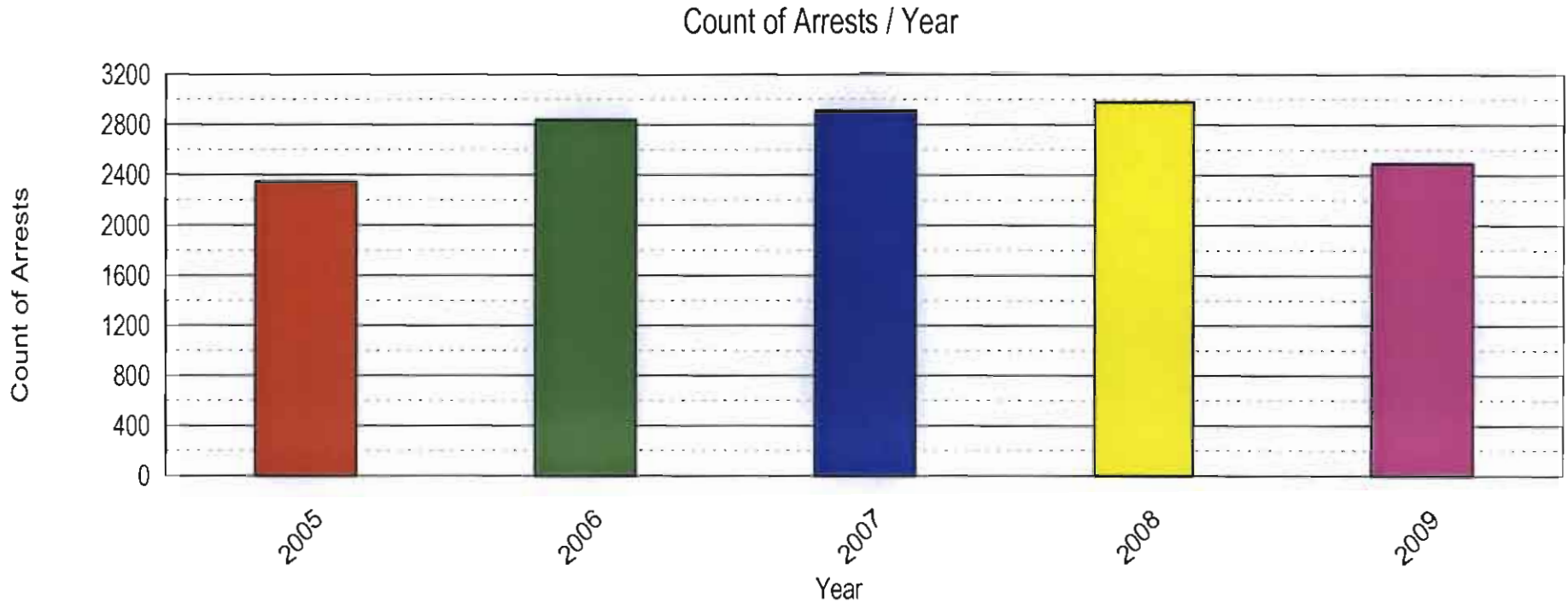
Frequency of Force in Arrests



This graph represents how many times Burlington police officers used force to arrest an individual from 2005 through 2009. It is valuable to compare the volume of calls for service and arrests with the smaller incidence of force. Force is defined as anything more than verbal commands needed to handcuff a noncompliant arrestee.

Yearly Comparison of Arrests

01/01/2005 thru 12/31/2009



This graph represents the number of arrests made by Burlington police officers from 2005 through 2009. The following table breaks down the number of arrests into the actual charges for Incident Based Reporting to the FBI.

2005 2006 2007 2008 2009

Total	2,344	2,838	2,913	2,981	2,492
013A-013A	1	0	0	0	0
090C-090C	1	0	0	0	0
09A-Murder/Nonneg Mans	1	0	0	1	1
11A-Forcible Rape	1	4	0	1	1
120-Robbery	6	7	7	7	8
13A-Aggravated Assault	99	76	107	137	133
13B-Simple Assault	213	278	282	308	278
200-Arson	3	3	3	4	1
220-Burglary/B&E	53	40	44	27	43
23C-Shoplifting	1	3	12	0	1
23F-Theft From Veh	0	0	0	0	2
23H-Other Larceny	107	199	169	205	164
240-Motor Vehicle Theft	8	5	10	8	7
250-Counterfeit/Forgery	2	10	17	17	9
26A-Swindle/Confidence	24	36	30	9	5
26B-Credit/ATM Fraud	0	0	1	4	5
280-Stolen Prop Offenses	1	0	0	0	0
290-Vandalism	84	71	57	81	77
35A-Drug/Narc Violation	164	249	237	194	220
35B-Drug Equip Violation	0	2	2	1	0
36B-Statutory Rape	3	5	3	4	5
39A-Betting/Wagering	0	0	0	1	0
520-Weapon Law Violation	6	8	6	5	3

90B-Curf/Loiter/Vagancy	54	110	113	116	55
90C-Disorderly Conduct	184	196	219	184	172
90D-Drive Under Infl	99	128	182	180	116
90E-Drunkenness	90	147	129	161	129
90F-Nonviol Family Off	8	3	3	7	7
90G-Liquor Law Violation	101	94	104	89	41
90I-Runaway	0	1	0	0	1
90J-Trespassing	0	0	1	0	0
90Z-All Other Offenses	901	944	904	929	711
INFO-INFORMATION ONLY	129	218	268	301	297
Total	2,344	2,838	2,913	2,981	2,492