

CITY OF BURLINGTON IOWA

ATTACHMENTS For Driveways

The City of Burlington requires that all construction performed within City right-of-way conform to the Iowa Statewide Urban Design and Specifications (SUDAS) Manual, unless otherwise specified under City of Burlington Supplemental Specifications, separate contract, this attachment or other direction by the Public Works Department.

Four standard figures from SUDAS are attached for the Contractor's convenience. These four figures will provide direction for the majority of situations encountered during driveway construction. Contractors will be required to perform work in accordance with other requirements of SUDAS as deemed necessary by the Public Works Department for certain locations, situations, or conditions that may not be covered by the attached figures. The following figures are made part of this application: 7010.102, 7030.101, 7030.102 and 7030.103.

For reconstruction of an existing residential driveway where there will be no change in width and the driveway does not encroach past the back of the existing curb, contractors shall follow Figure 7030.101 "Concrete Driveway, type A". Driveways shall be constructed using a flared approach (Detail A) and a 1" expansion joint at back of existing curb.

For construction of a driveway on a street with freestanding "beam" curb the curbing shall be removed and figure 7030.101 "Concrete Driveway, type A" may be followed except that the joint meeting the street surface shall be a "B" Joint.

For construction of a driveway on a street with no curb a saw cut shall be made to make a straight edge to match the driveway to and figure 7030.101 "Concrete Driveway, type A" may be followed except that the joint meeting the street surface shall be a "B" Joint.

For any other residential driveway, Figure 7030.102 Type B concrete driveway may be used. If new driveway is abutting integral curb, the curb may be cut or ground to meet driveway drop curb detail as shown in 7010.102. Driveways shall be constructed using a flared approach (7030.102, Detail A) and a 1" expansion joint at the back of curb. For type B driveways the curb and gutter shall be a separate pour and separated from the driveway using a 1" expansion joint. The driveway drop curb, whether ground or poured shall be between 1-1/2" and 3" in height as per driveway drop curb detail as shown in 7010.102

Commercial or Industrial driveways may be constructed in accordance with the residential standards outlined above or per Figure 7030.102 Detail B. 1" expansion joint shall be constructed at the end of radius if no sidewalk is present. A driveway drop curb is not required.


All new driveways must have a Memorandum of Agreement signed by the Public Works Director before a Right-of-Way Construction permit will be issued.

Residential and commercial driveways shall not exceed 24' in width at the right-of-way. Industrial driveways shall not exceed 30' in width at the right-of-way.

Contractors should refer to Figure 7030.103 "Driveway Grading" when constructing a driveway that will be used as part of a permanent public sidewalk. Sidewalk cross-slope through the driveway shall not exceed 2.0%. Sidewalk meeting a stop controlled commercial or industrial driveway shall have a "Detectable Warning Panel" installed. See the City of Burlington Attachment for Sidewalks for further details and requirements.

If you have any questions or need clarification of driveway construction, please contact the Public Works Dept at (319) 753-8171, at least 48 hours in advance to schedule an on site meeting.

City of Burlington Requirements for Driveway Construction



Jesse Howe, PE

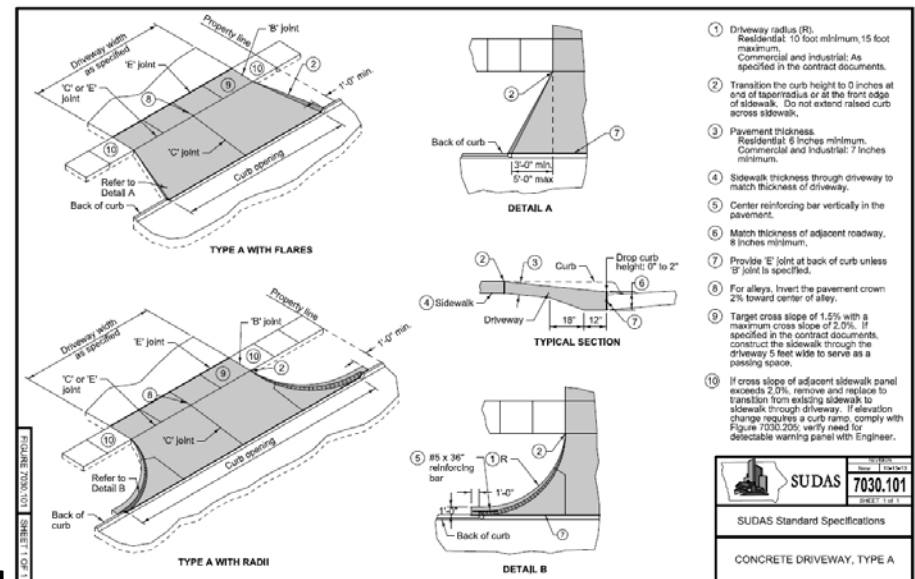
March 2017

General Driveway Specifications

- SUDAS Details Used
 - 7010.101: Joints
 - 7010.102: PCC Curb Details
 - 7030.101: Concrete Driveway, Type A
 - 7030.102: Concrete Driveway, Type B
 - 7030.103: Driveway Grading
- Width
 - Residential/Commercial: Not to exceed 24' at the Property Line
 - Industrial: Not to exceed 30' at the Property Line
- Memorandum of Agreement required if new installation

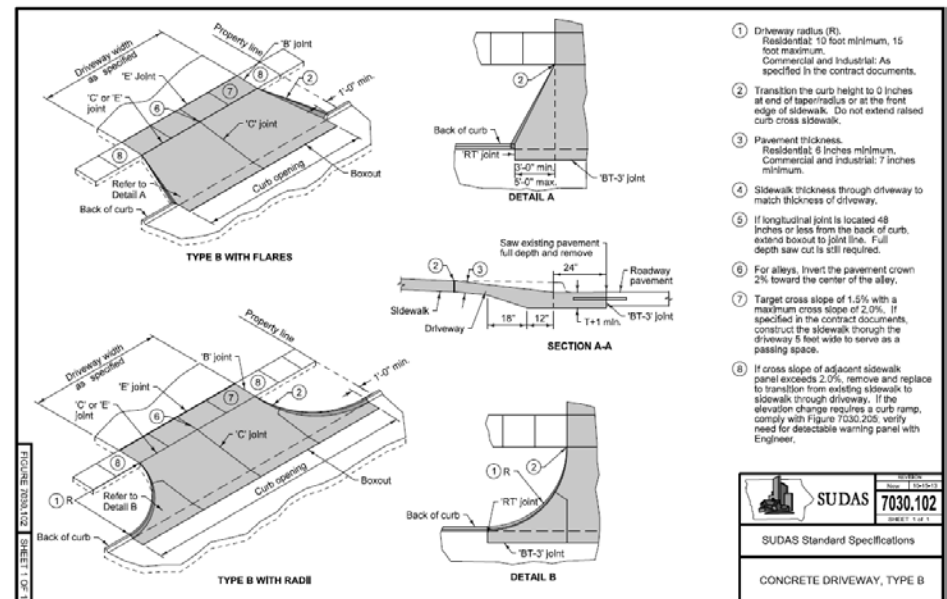
Driveway “Type A” With Flares

- Type A: Integral Curb/Existing Curb and Gutter
 - Where there are existing driveway curb drops
 - Where a driveway curb drop can be created by cutting or grinding, Drop: 1.5”-3”
- Streets with beam curb
 - “B” Joint at street/face of the existing curb
- Streets with no curb
 - “B” Joint at street
- Expansion joint
 - Back of curb or at sidewalk



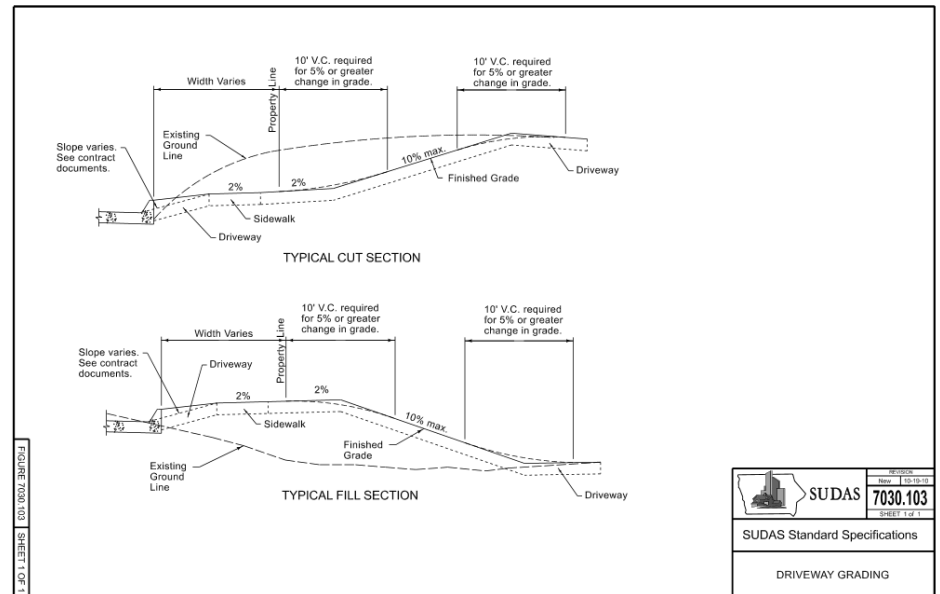
Driveway “Type B” With Flares

- Type B: No existing curb drop, install new curb and gutter section with driveway curb drop
- Curb and Gutter Section: 30” wide or match existing
 - Curb Drop
 - Residential: 1.5”-3”
 - Commercial/Industrial: 0”



Driveway Grading

- Guide for the contractors
 - Mostly left to Contractors and homeowners discretion
- Sidewalk through the driveway
 - 48" Wide Minimum
 - 2.0% **MAX** Cross-slope (1.5% Target)



Detectable Warning Required

If sidewalk intersects a stop controlled commercial or industrial driveway a detectable warning panel must be installed in the sidewalk on each side of the driveway.

No detectable warning is required at alleys.

Failure to Comply

In the event that the construction fails to comply with requirements set forth by the City of Burlington, the construction shall be removed and replaced by the Contractor in accordance to all applicable City of Burlington requirements.

Failure to repair and replace the non-compliant work will result in the City exercising its duty to hire a local private contractor to perform the necessary repairs. Costs of the repair will be recovered from the property owner or contractor, in accordance with Chapter 163.04 of the City Code of Burlington, Iowa.

Repeated Failures to Comply

Repeated Failures to Comply may result in the following:

- Temporary removal from the “List of Bonded Contractors”
- Fines in accordance with Section 137.19 and Section 1.14 of the City of Burlington Code of Ordinances
- Permanent removal from the “List of Bonded Contractors”

Questions?

Contacts:

- Jesse Howe, City Engineer
 - ✓ Ph.: 319-753-8176 ext. 418
- Bob Wright, Engineering Manager
 - ✓ Ph.: 319-753-8176 ext. 419
- Chris Clements, Operations Manager
 - ✓ Ph.: 319-753-8119 ext. 401
- Nick MacGregor, Public Works Director
 - ✓ Ph.: 319-753-8171 ext. 412