



Burlington Fire Department Monthly Report June 2019

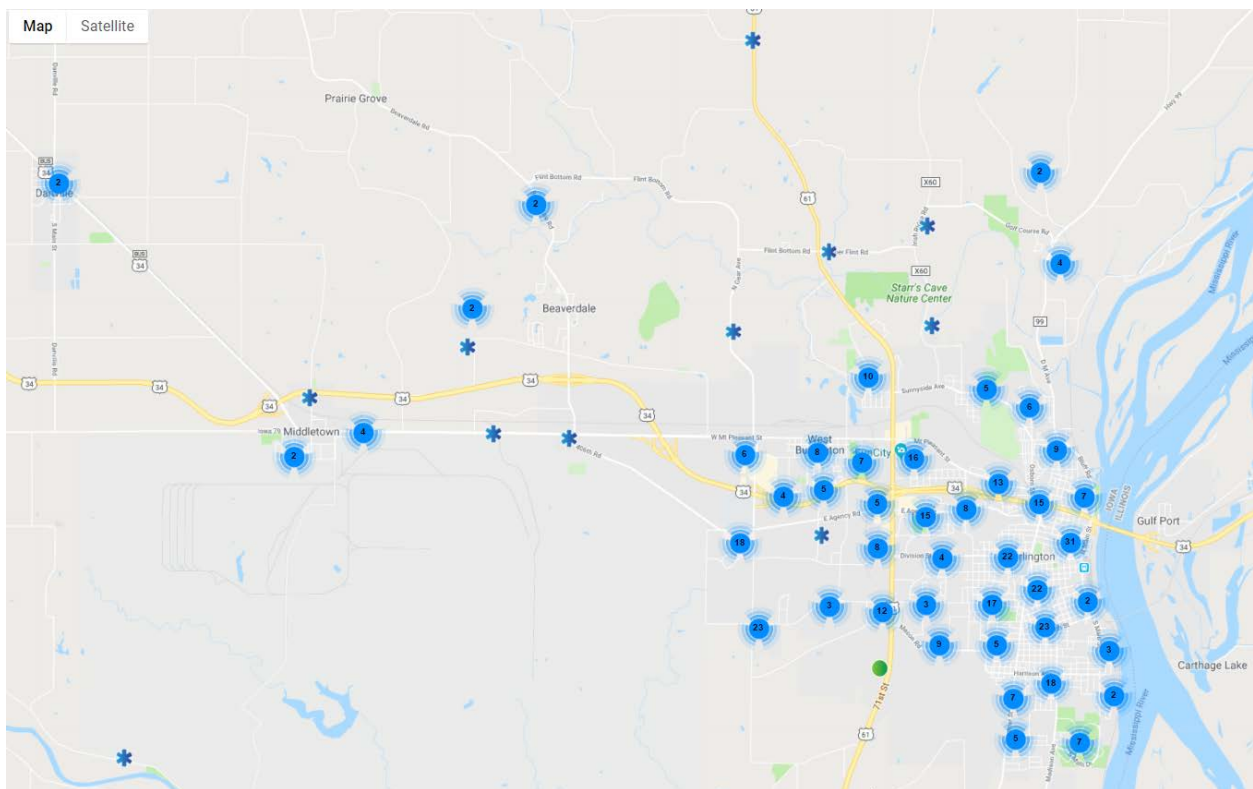
“The Mission of the Burlington Fire Department is to provide for the fire and life safety needs of the community in the most professional, courteous, and efficient manner possible.”

Operations

The Burlington Fire Department responded to 434 calls for service in June. 332 calls (76%) were in the city limits of Burlington. 43% of the calls were overlapping meaning we had two or more calls in progress at the same time. The average response time for all emergency calls (including those outside the city) was 6 minutes and 25 seconds.

319 calls were EMS-related (74%). 212 patients were transported (202 to Great River Medical Center, 5 to Iowa City, and 5 to other destinations). 37 people were treated on-scene but refused transport.

Crews provided 4 days of EMS standby at the Iowa National Guard Fitness Camp. They participated in the fitness activities and also used the aerial truck to provide a cooling water spray for the “Arizona 19” workout which is done in honor of the 19 Arizona firefighters killed in a wildland fire in 2013.



Heat Map (June 2019)

Community Risk Reduction

Crews installed 12 smoke alarms and three carbon monoxide alarms in June. Fire Marshal Crooks completed 40 inspections or re-inspections including several related to fireworks vendors. Crews attended the Teddy Bear Picnic where they provided fire prevention education to over 80 children.

Community Risk Reduction involves an effective emergency response, and this includes our response to medical calls. Each month we receive feedback from GRMC on our ST-Elevation Myocardial Infarction (STEMI) patients or heart attack patients. People in the Burlington area are very fortunate to have paramedic level ambulance service combined with great emergency dispatching (DESCOM) and great interventional cardiac services (GRMC). Recognition in the field that a patient is having a myocardial infarction (heart attack) is critical to maximizing the patient's chances of having a successful outcome. The American Heart Association sets a maximum time of 120 minutes from first medical contact to reperfusion of the heart (stent in place). Patients in the Burlington area regularly beat this time. Here are some snippets from a patient in June (some parts are redacted to protect patient privacy):

Time Frame:

First Medical Contact: 1721 BFD

First EKG (Field): 1724

Arrival to facility:

Transport by: BFD

GRHS ER Door: 1737

GRHS EKG: 1740

Cath lab patient arrival: 1753

Reperfusion time/Device: 1810

Patient Outcome:

STEMI

Successful PCI/Stent RCA

AHA/ACC STEMI Guidelines

FMC to PCI <120 min

ER Door to PCI Time <90 min

FMC to PCI: 49 min

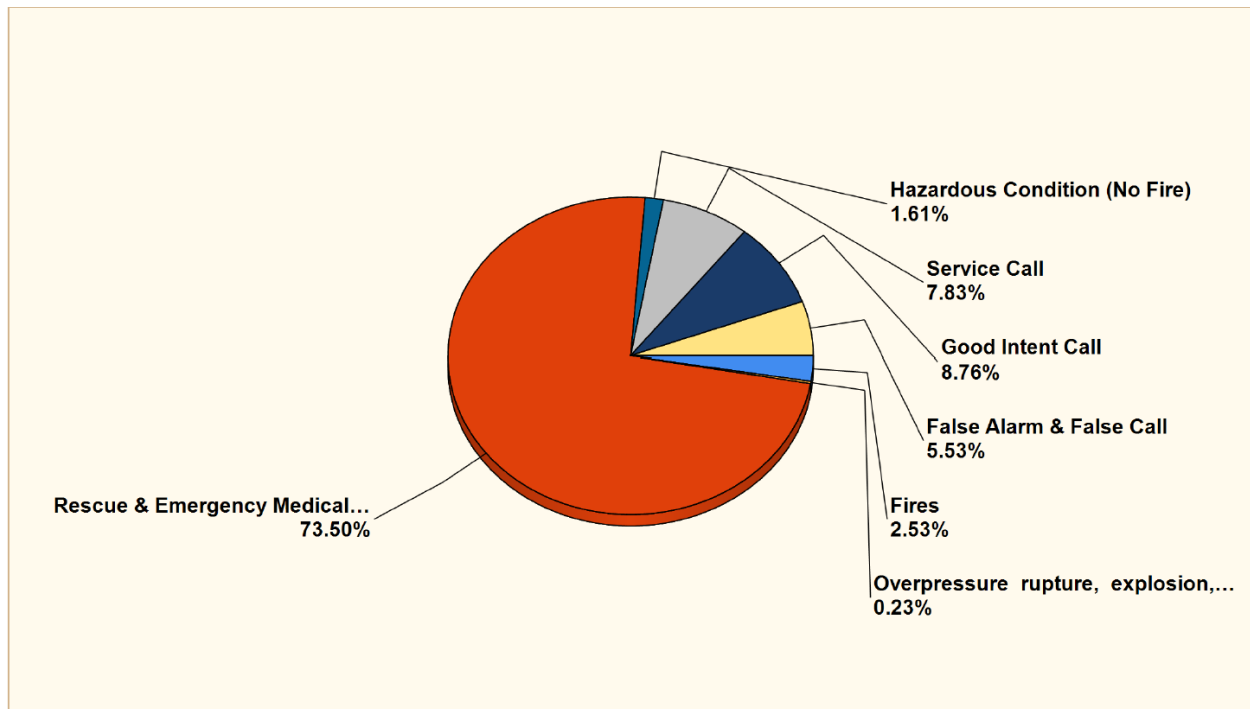
GRHS Door to Device Time: 33 min

Training

There was a wide variety of training going on at the Department in June. In addition to the regular monthly EMS continuing education classes, we had in-service training on a new airway device called the I-gel. This device will initially be carried in pediatric sizes as an

alternative to endotracheal tubes.

We had training at Station 2 on firefighting foam. This included a classroom presentation and a demonstration on all 3 shifts.



Breakdown of Major Call Types (June 2019)

Other Activities

- Shift 2 completed the driving portion of the Emergency Vehicle Operator's Course.
- Crews dealt with the flooded basement at Central Station including getting pumps up and running to keep the water at an acceptable level.
- Station 2 hosted the Des Moines County Firefighter's Association meeting with LJ Roth providing the meal.
- Crews attended the Juneteenth celebration.
- Firefighter Ewinger, Battalion Chief Workman, Deputy Chief Ryan, and Chief Trexel attended "In Honor of the Charleston 9: A Study of Change Following Tragedy" in Clinton.
- Firefighter Berndt attended a 2-week course at the National Fire Academy as part of the Managing Fire
- Captain Sneller, Firefighter Smith, Firefighter Crooks, and Firefighter Moser travel to the Pierce Manufacturing facility in Wisconsin to conduct inspections on the new engine that is currently in production.

2019 US fire statistics (through 7/11/2019):

- 1142 civilians have been killed in residential structure fires including 20 in Iowa.
- 25 firefighters died in the line of duty (US Fire Administration).

Respectfully Submitted,

Matt Trexel

Fire Chief

Burlington Fire Department

Burlington, IA

This report was generated on 7/10/2019 4:38:00 PM



Incident Statistics

Start Date: 06/01/2019 | End Date: 06/30/2019

INCIDENT COUNT			
INCIDENT TYPE		# INCIDENTS	
EMS		319	
FIRE		115	
TOTAL		434	
TOTAL TRANSPORTS (N2 and N3)			
APPARATUS	# of APPARATUS TRANSPORTS	# of PATIENT TRANSPORTS	TOTAL # of PATIENT CONTACTS
0	0	0	0
721	0	1	1
751	68	97	97
752	4	8	8
753	82	131	131
754	10	11	11
755	49	73	73
TOTAL	213	321	321
PRE-INCIDENT VALUE		LOSSES	
\$519,500.00		\$204,850.00	
CO CHECKS			
424 - Carbon monoxide incident		1	
746 - Carbon monoxide detector activation, no CO		2	
TOTAL		3	
MUTUAL AID			
Aid Type		Total	
Aid Given		1	
Aid Received		4	
OVERLAPPING CALLS			
# OVERLAPPING		% OVERLAPPING	
188		43.32	
LIGHTS AND SIREN - AVERAGE RESPONSE TIME (Dispatch to Arrival)			
Station	EMS	FIRE	
Station 1	0:06:21	0:05:37	
Station 2	0:05:44	0:08:23	
Station 3 - Bakers Pride	0:06:50	0:09:56	
AVERAGE FOR ALL CALLS		0:06:25	

Only Reviewed Incidents included. CO Checks only includes Incident Types: 424, 736 and 734. # Apparatus Transports = # of incidents where apparatus transported. # Patient Transports = # of PCR with disposition "Treated, Transported by EMS". # Patient Contacts = # of PCR contacted by apparatus. This report now returns both NEMSIS 2 & 3 data as appropriate.

LIGHTS AND SIREN - AVERAGE TURNOUT TIME (Dispatch to Enroute)

Station	EMS	FIRE
Station 1	0:01:34	0:01:59
Station 2	0:01:33	0:02:30
Station 3 - Bakers Pride	0:01:27	0:01:32
AVERAGE FOR ALL CALLS		0:01:42
AGENCY		AVERAGE TIME ON SCENE (MM:SS)
Burlington Fire Department		26:06

Only Reviewed Incidents included. CO Checks only includes Incident Types: 424, 736 and 734. # Apparatus Transports = # of incidents where apparatus transported. # Patient Transports = # of PCR with disposition "Treated, Transported by EMS". # Patient Contacts = # of PCR contacted by apparatus. This report now returns both NEMSIS 2 & 3 data as appropriate.

Burlington Fire Department

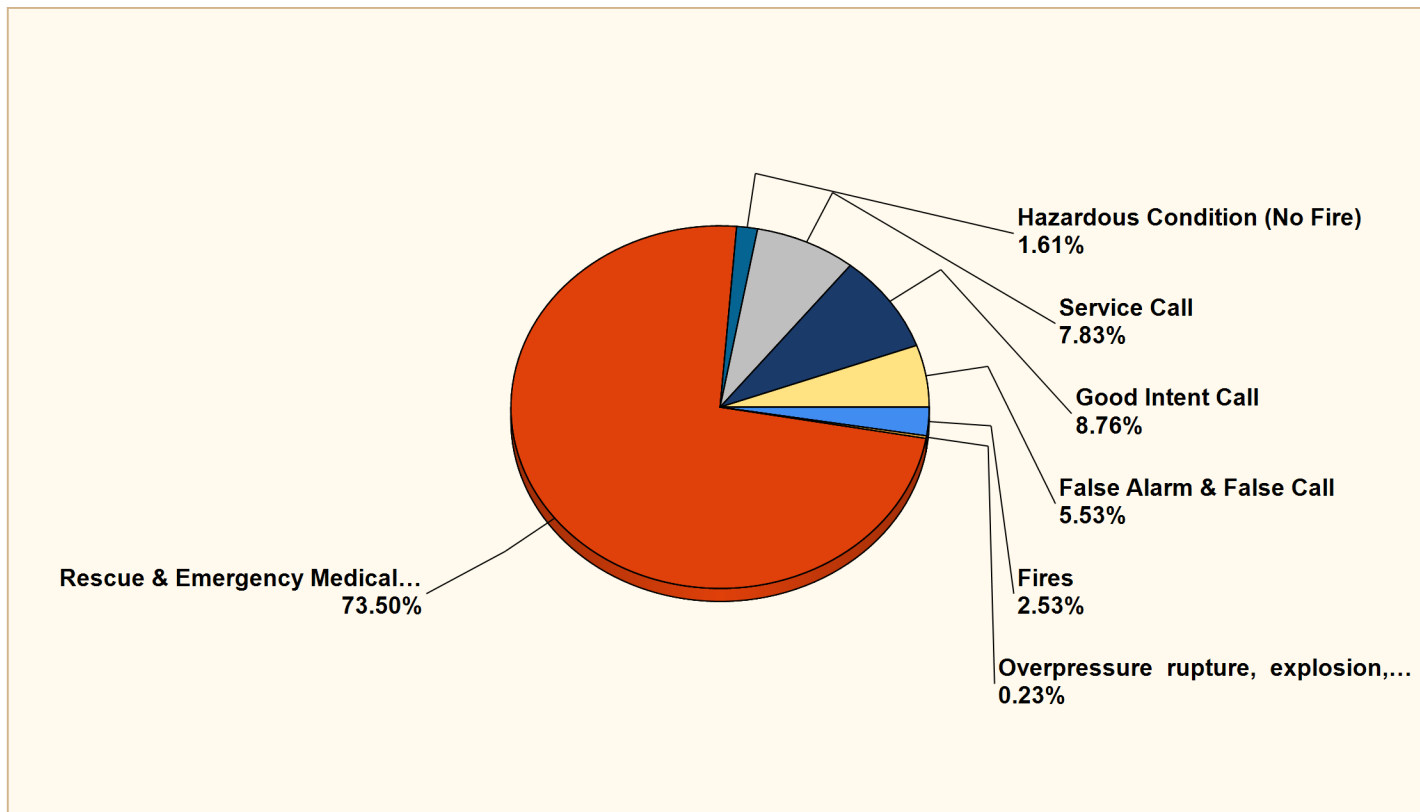
Burlington, IA

This report was generated on 7/10/2019 4:41:32 PM



Breakdown by Major Incident Types for Date Range

Zone(s): All Zones | Start Date: 06/01/2019 | End Date: 06/30/2019



MAJOR INCIDENT TYPE	# INCIDENTS	% of TOTAL
Fires	11	2.53%
Overpressure rupture, explosion, overheating - no fire	1	0.23%
Rescue & Emergency Medical Service	319	73.50%
Hazardous Condition (No Fire)	7	1.61%
Service Call	34	7.83%
Good Intent Call	38	8.76%
False Alarm & False Call	24	5.53%
TOTAL	434	100.00%

Only REVIEWED incidents included. Summary results for a major incident type are not displayed if the count is zero.

Detailed Breakdown by Incident Type

INCIDENT TYPE	# INCIDENTS	% of TOTAL
111 - Building fire	5	1.15%
113 - Cooking fire, confined to container	2	0.46%
138 - Off-road vehicle or heavy equipment fire	1	0.23%
154 - Dumpster or other outside trash receptacle fire	3	0.69%
200 - Overpressure rupture, explosion, overheat other	1	0.23%
321 - EMS call, excluding vehicle accident with injury	301	69.35%
322 - Motor vehicle accident with injuries	12	2.76%
324 - Motor vehicle accident with no injuries.	2	0.46%
381 - Rescue or EMS standby	4	0.92%
411 - Gasoline or other flammable liquid spill	1	0.23%
424 - Carbon monoxide incident	1	0.23%
440 - Electrical wiring/equipment problem, other	2	0.46%
444 - Power line down	1	0.23%
445 - Arcing, shorted electrical equipment	2	0.46%
520 - Water problem, other	1	0.23%
550 - Public service assistance, other	1	0.23%
551 - Assist police or other governmental agency	6	1.38%
553 - Public service	2	0.46%
554 - Assist invalid	5	1.15%
561 - Unauthorized burning	17	3.92%
571 - Cover assignment, standby, moveup	2	0.46%
611 - Dispatched & cancelled en route	15	3.46%
622 - No incident found on arrival at dispatch address	19	4.38%
631 - Authorized controlled burning	1	0.23%
651 - Smoke scare, odor of smoke	2	0.46%
671 - HazMat release investigation w/no HazMat	1	0.23%
700 - False alarm or false call, other	1	0.23%
714 - Central station, malicious false alarm	1	0.23%
733 - Smoke detector activation due to malfunction	3	0.69%
735 - Alarm system sounded due to malfunction	4	0.92%
741 - Sprinkler activation, no fire - unintentional	1	0.23%
743 - Smoke detector activation, no fire - unintentional	7	1.61%
744 - Detector activation, no fire - unintentional	1	0.23%
745 - Alarm system activation, no fire - unintentional	4	0.92%
746 - Carbon monoxide detector activation, no CO	2	0.46%
TOTAL INCIDENTS:	434	100.00%

Only REVIEWED incidents included. Summary results for a major incident type are not displayed if the count is zero.

Burlington Fire Department

Burlington, IA

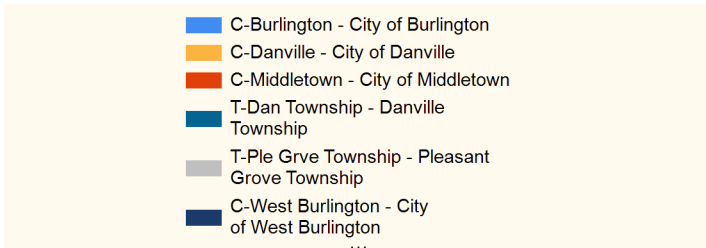
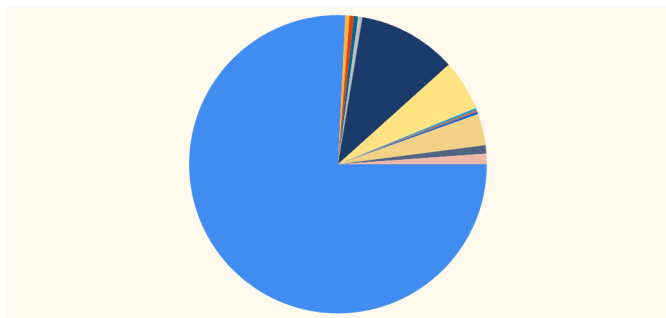
This report was generated on 7/10/2019 4:49:43 PM



Count of Incidents by Incident Type per Zone

Incident Status: All | Start Date: 06/01/2019 | End Date: 06/30/2019

% of Incidents per Zone



INCIDENT TYPE	# INCIDENTS	% of TOTAL
C-Burlington - City of Burlington		
111 - Building fire	3	0.68%
113 - Cooking fire, confined to container	2	0.46%
154 - Dumpster or other outside trash receptacle fire	3	0.68%
200 - Overpressure rupture, explosion, overheat other	1	0.23%
321 - EMS call, excluding vehicle accident with injury	222	50.68%
322 - Motor vehicle accident with injuries	9	2.05%
324 - Motor vehicle accident with no injuries.	1	0.23%
411 - Gasoline or other flammable liquid spill	1	0.23%
424 - Carbon monoxide incident	1	0.23%
440 - Electrical wiring/equipment problem, other	2	0.46%
444 - Power line down	1	0.23%
445 - Arcing, shorted electrical equipment	2	0.46%
520 - Water problem, other	1	0.23%
550 - Public service assistance, other	1	0.23%
551 - Assist police or other governmental agency	6	1.37%
553 - Public service	2	0.46%
554 - Assist invalid	4	0.91%
561 - Unauthorized burning	17	3.88%
571 - Cover assignment, standby, moveup	2	0.46%
611 - Dispatched & cancelled en route	5	1.14%
622 - No incident found on arrival at dispatch address	19	4.34%
631 - Authorized controlled burning	1	0.23%
651 - Smoke scare, odor of smoke	2	0.46%
671 - HazMat release investigation w/no HazMat	1	0.23%
700 - False alarm or false call, other	1	0.23%
714 - Central station, malicious false alarm	1	0.23%
733 - Smoke detector activation due to malfunction	3	0.68%
735 - Alarm system sounded due to malfunction	3	0.68%

Report shows count of incidents for Status selected.

741 - Sprinkler activation, no fire - unintentional	1	0.23%
743 - Smoke detector activation, no fire - unintentional	7	1.60%
744 - Detector activation, no fire - unintentional	1	0.23%
745 - Alarm system activation, no fire - unintentional	4	0.91%
746 - Carbon monoxide detector activation, no CO	2	0.46%
Zone: C-Burlington - City of Burlington Total Incident:	332	75.80%
C-Danville - City of Danville		
321 - EMS call, excluding vehicle accident with injury	2	0.46%
Zone: C-Danville - City of Danville Total Incident:	2	0.46%
C-Middletown - City of Middletown		
321 - EMS call, excluding vehicle accident with injury	1	0.23%
611 - Dispatched & cancelled en route	1	0.23%
Zone: C-Middletown - City of Middletown Total Incident:	2	0.46%
C-West Burlington - City of West Burlington		
111 - Building fire	1	0.23%
321 - EMS call, excluding vehicle accident with injury	44	10.05%
322 - Motor vehicle accident with injuries	2	0.46%
Zone: C-West Burlington - City of West Burlington Total Incident:	47	10.73%
Henderson - Henderson County		
321 - EMS call, excluding vehicle accident with injury	18	4.11%
322 - Motor vehicle accident with injuries	1	0.23%
611 - Dispatched & cancelled en route	5	1.14%
Zone: Henderson - Henderson County Total Incident:	24	5.48%
Out of County - Out of County		
611 - Dispatched & cancelled en route	1	0.23%
Zone: Out of County - Out of County Total Incident:	1	0.23%
T-Con Township - Concordia Township		
611 - Dispatched & cancelled en route	1	0.23%
Zone: T-Con Township - Concordia Township Total Incident:	1	0.23%
T-Dan Township - Danville Township		
321 - EMS call, excluding vehicle accident with injury	2	0.46%
Zone: T-Dan Township - Danville Township Total Incident:	2	0.46%
T-Flt Riv Township - Flint River Township		
111 - Building fire	1	0.23%
321 - EMS call, excluding vehicle accident with injury	8	1.83%
381 - Rescue or EMS standby	4	0.91%
554 - Assist invalid	1	0.23%
735 - Alarm system sounded due to malfunction	1	0.23%
Zone: T-Flt Riv Township - Flint River Township Total Incident:	15	3.42%
T-Fran Township - Franklin Township		
611 - Dispatched & cancelled en route	1	0.23%
Zone: T-Fran Township - Franklin Township Total Incident:	1	0.23%

Report shows count of incidents for Status selected.

INCIDENT TYPE	# INCIDENTS	% of TOTAL
T-Ple Grve Township - Pleasant Grove Township		
321 - EMS call, excluding vehicle accident with injury	1	0.23%
611 - Dispatched & cancelled en route	1	0.23%
Zone: T-Ple Grve Township - Pleasant Grove Township Total Incident:	2	0.46%
T-Tama Township - Tama Township		
321 - EMS call, excluding vehicle accident with injury	4	0.91%
Zone: T-Tama Township - Tama Township Total Incident:	4	0.91%
T-Union Township - Union Township		
138 - Off-road vehicle or heavy equipment fire	1	0.23%
321 - EMS call, excluding vehicle accident with injury	3	0.68%
324 - Motor vehicle accident with no injuries.	1	0.23%
Zone: T-Union Township - Union Township Total Incident:	5	1.14%
TOTAL INCIDENTS FOR ALL ZONES:	438	100%

Report shows count of incidents for Status selected.

Burlington Fire Department

Burlington, IA

This report was generated on 7/10/2019 4:39:45 PM



Incident Count per Complaint Reported by Dispatch for Date Range (NEMSIS 3 Incidents Only)

Start Date: 06/01/2019 | End Date: 06/30/2019

COMPLAINT REPORTED BY DISPATCH	# INCIDENTS
Abdominal Pain/Problems	6
Animal Bite	1
Assault	7
Back Pain (Non-Traumatic)	7
Breathing Problem	26
Burns/Explosion	1
Carbon Monoxide/Hazmat/Inhalation/CBRN	1
Cardiac Arrest/Death	3
Chest Pain (Non-Traumatic)	27
Convulsions/Seizure	11
Diabetic Problem	9
Falls	73
Heart Problems/AICD	3
Hemorrhage/Laceration	3
Medical Alarm	3
No Other Appropriate Choice	22
Overdose/Poisoning/Ingestion	8
Psychiatric Problem/Abnormal Behavior/Suicide Attempt	7
Sick Person	26
Stroke/CVA	8
Traffic/Transportation Incident	13
Transfer/Interfacility/Palliative Care	14
Traumatic Injury	5
Unconscious/Fainting/Near-Fainting	23
Unknown Problem/Person Down	5
Well Person Check	1

Incidents included must be NEMSIS 3 and either Complete or Reviewed. COMPLAINT REPORTED BY DISPATCH is recorded on Basic Info 5. If looking for NEMSIS 2 Incidents, refer to Report #1041.

Burlington Fire Department

Burlington, IA

This report was generated on 7/11/2019 7:31:41 AM



Count of Medications Given for Date Range (N2-N3)

Start Date: 06/01/2019 | End Date: 06/30/2019

MEDICATION	# TIMES ADMINISTERED
Albuterol	18
Amiodarone	2
Aspirin	20
Dextrose 50 % Injectable Solution	4
Epinephrine 0.1 MG/ML	3
Etomidate	1
Fentanyl	35
Glucagon	2
Glucose	1
Glucose Oral Gel	2
Heparin	1
Ketamine	2
Lorazepam	6
Midazolam	1
Morphine	5
Naloxone	3
Nitroglycerin	17
Normal saline	33
Ondansetron	15
Oxygen	59
Vecuronium	1

This report now returns both NEMSIS 2 & 3 data as appropriate. For Nemsis 2 Patients: report includes patient information where YES is selected for the WAS PATIENT TRANSPORTED BY THIS UNIT? question on the EMS Patient Questionnaire screen of a PCR. Only REVIEWED incidents included.

Burlington Fire Department

Burlington, IA

This report was generated on 7/11/2019 11:10:48 AM



Patient Transport Count per Destination for Date Range (N2-N3)

Start Date: 06/01/2019 | End Date: 06/30/2019

HOSPITAL DESTINATION	# TRANSPORTS
Burlington Care Center	1
Genesis East	2
Great River Medical Center	202
Henry County Health Center	1
University of Iowa Hospital & Clinic	5
Wapello Nursing & Rehab Center	1

Only REVIEWED incidents included. This report now returns both NEMSIS 2 & 3 data as appropriate.