



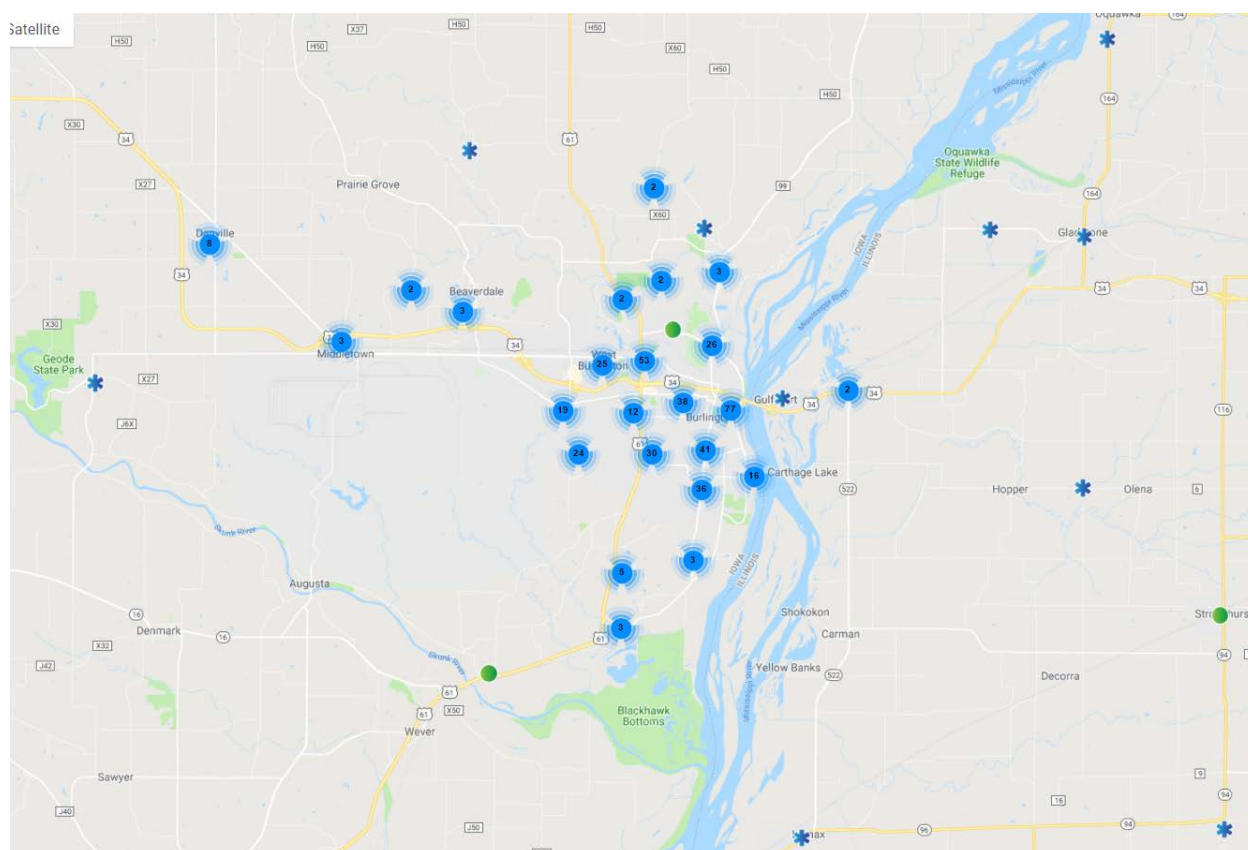
Burlington Fire Department Monthly Report May 2019

“The Mission of the Burlington Fire Department is to provide for the fire and life safety needs of the community in the most professional, courteous, and efficient manner possible.”

Operations

The Burlington Fire Department responded to 449 calls for service in May. 343 calls (76%) were in the city limits of Burlington. 40% of the calls were overlapping meaning we had two or more calls in progress at the same time. The average response time for all emergency calls (including those outside the city) was 6 minutes and 37 seconds.

361 calls were EMS related (80%). 261 patients were transported (248 to Great River Medical Center, 8 to Iowa City, and 5 to other destinations). 36 people were treated on-scene but refused transport.



Calls for Service "Heat" Map (May 2019)

Community Risk Reduction

Crews installed 18 smoke alarms and three carbon monoxide alarms in May. Fire Marshal Crooks completed 22 inspections or re-inspections and worked on two structure fire investigations in May. *Remembering When* (fire and fall prevention for seniors) was presented to over 50 seniors in May.

Training

Crews completed over 300 hours of training in May. On May 26th, on and off-duty crews participated in live burn fire training. The Carl A Nelson Company donated a house for the Department to use for training. Crews were able to complete several, realistic live fire training scenarios using the structure.

All shifts also completed NFPA 1410 Drill training and evaluations. May's drill involved connecting a 300' supply line to a hydrant, deploying two hand-lines, and flowing a minimum of 300 gallons per minute. All three shifts were able to accomplish this in under 3 minutes to meet the standard.



Shift 2 - 1410 Drill (May 2019)



Live Fire Training (May 2019)

Other Activities

- Crews attended the Case New Holland Employee Health Fair.
- Three area high school students completed firefighter job shadowing at Central Fire Station.
- SCC Student Courtney Gunn began an internship with EMS Billing Manager Hunter.
- Fire Marshal Crooks attended the Quad City Area Fire Marshal's Association meeting.
- Captain Toops and Chief Trexel attended the Des Moines County EMS Association meeting.
- Deputy Chief Ryan attended the Henderson County EMS Association meeting.

2019 US fire statistics (through 6/6/2019):

- 1005 civilians have been killed in residential structure fires including 20 in Iowa.
- 19 firefighters died in the line of duty (US Fire Administration).

Respectfully Submitted,

Matt Trexel

Fire Chief

Burlington Fire Department

Burlington, IA

This report was generated on 6/5/2019 7:56:06 AM



Incident Statistics

Start Date: 05/01/2019 | End Date: 05/31/2019

INCIDENT COUNT			
INCIDENT TYPE		# INCIDENTS	
EMS		361	
FIRE		88	
TOTAL		449	
TOTAL TRANSPORTS (N2 and N3)			
APPARATUS	# of APPARATUS TRANSPORTS	# of PATIENT TRANSPORTS	TOTAL # of PATIENT CONTACTS
0	0	0	0
734	0	1	1
751	76	111	111
752	5	6	6
753	100	143	143
754	6	9	9
755	70	91	91
TOTAL	257	361	361
PRE-INCIDENT VALUE		LOSSES	
\$1,395,800.00		\$1,111,340.00	
CO CHECKS			
424 - Carbon monoxide incident		1	
736 - CO detector activation due to malfunction		1	
TOTAL		2	
MUTUAL AID			
Aid Type		Total	
Aid Given		1	
Aid Received		6	
OVERLAPPING CALLS			
# OVERLAPPING		% OVERLAPPING	
181		40.31	
LIGHTS AND SIREN - AVERAGE RESPONSE TIME (Dispatch to Arrival)			
Station	EMS	FIRE	
Station 1	0:06:42	0:08:10	
Station 2	0:05:16	0:07:40	
Station 3 - Bakers Pride	0:06:15	0:04:08	
AVERAGE FOR ALL CALLS		0:06:37	

Only Reviewed Incidents included. CO Checks only includes Incident Types: 424, 736 and 734. # Apparatus Transports = # of incidents where apparatus transported. # Patient Transports = # of PCR with disposition "Treated, Transported by EMS". # Patient Contacts = # of PCR contacted by apparatus. This report now returns both NEMSIS 2 & 3 data as appropriate.



LIGHTS AND SIREN - AVERAGE TURNOUT TIME (Dispatch to Enroute)

Station	EMS	FIRE
Station 1	0:01:49	0:02:44
Station 2	0:01:20	0:01:51
Station 3 - Bakers Pride	0:01:17	0:00:59
AVERAGE FOR ALL CALLS		0:01:46
AGENCY		AVERAGE TIME ON SCENE (MM:SS)
Burlington Fire Department		26:52

Only Reviewed Incidents included. CO Checks only includes Incident Types: 424, 736 and 734. # Apparatus Transports = # of incidents where apparatus transported. # Patient Transports = # of PCR with disposition "Treated, Transported by EMS". # Patient Contacts = # of PCR contacted by apparatus. This report now returns both NEMSIS 2 & 3 data as appropriate.



Burlington Fire Department

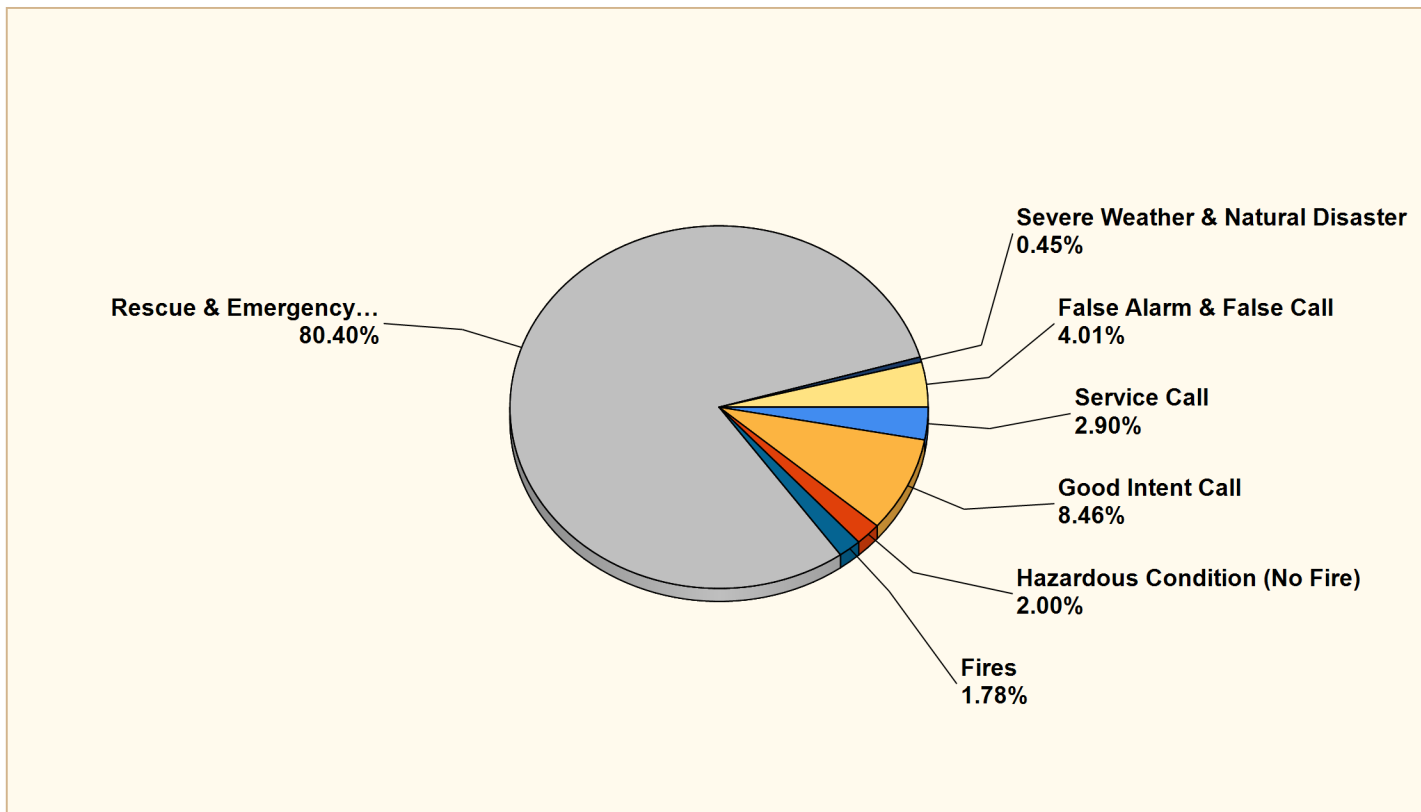
Burlington, IA

This report was generated on 6/5/2019 7:58:16 AM



Breakdown by Major Incident Types for Date Range

Zone(s): All Zones | Start Date: 05/01/2019 | End Date: 05/31/2019



MAJOR INCIDENT TYPE	# INCIDENTS	% of TOTAL
Fires	8	1.78%
Rescue & Emergency Medical Service	361	80.40%
Hazardous Condition (No Fire)	9	2.00%
Service Call	13	2.90%
Good Intent Call	38	8.46%
False Alarm & False Call	18	4.01%
Severe Weather & Natural Disaster	2	0.45%
TOTAL	449	100.00%

Only REVIEWED incidents included. Summary results for a major incident type are not displayed if the count is zero.



Detailed Breakdown by Incident Type

INCIDENT TYPE	# INCIDENTS	% of TOTAL
111 - Building fire	4	0.89%
113 - Cooking fire, confined to container	1	0.22%
130 - Mobile property (vehicle) fire, other	1	0.22%
138 - Off-road vehicle or heavy equipment fire	1	0.22%
142 - Brush or brush-and-grass mixture fire	1	0.22%
321 - EMS call, excluding vehicle accident with injury	345	76.84%
322 - Motor vehicle accident with injuries	10	2.23%
324 - Motor vehicle accident with no injuries.	5	1.11%
363 - Swift water rescue	1	0.22%
413 - Oil or other combustible liquid spill	1	0.22%
424 - Carbon monoxide incident	1	0.22%
440 - Electrical wiring/equipment problem, other	3	0.67%
442 - Overheated motor	1	0.22%
444 - Power line down	2	0.45%
471 - Explosive, bomb removal (for bomb scare, use 721)	1	0.22%
542 - Animal rescue	1	0.22%
550 - Public service assistance, other	1	0.22%
553 - Public service	3	0.67%
561 - Unauthorized burning	7	1.56%
571 - Cover assignment, standby, moveup	1	0.22%
611 - Dispatched & cancelled en route	19	4.23%
622 - No incident found on arrival at dispatch address	12	2.67%
631 - Authorized controlled burning	1	0.22%
651 - Smoke scare, odor of smoke	4	0.89%
653 - Smoke from barbecue, tar kettle	1	0.22%
671 - HazMat release investigation w/no HazMat	1	0.22%
715 - Local alarm system, malicious false alarm	1	0.22%
730 - System malfunction, other	1	0.22%
733 - Smoke detector activation due to malfunction	2	0.45%
734 - Heat detector activation due to malfunction	1	0.22%
735 - Alarm system sounded due to malfunction	5	1.11%
736 - CO detector activation due to malfunction	1	0.22%
743 - Smoke detector activation, no fire - unintentional	2	0.45%
744 - Detector activation, no fire - unintentional	2	0.45%
745 - Alarm system activation, no fire - unintentional	3	0.67%
813 - Wind storm, tornado/hurricane assessment	2	0.45%
TOTAL INCIDENTS:	449	100.00%

Only REVIEWED incidents included. Summary results for a major incident type are not displayed if the count is zero.



Burlington Fire Department

Burlington, IA

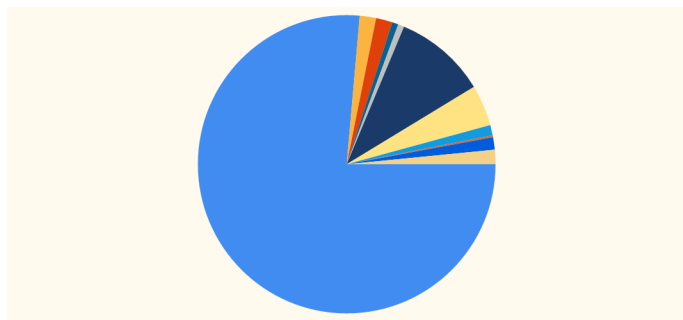
This report was generated on 6/5/2019 7:59:08 AM



Count of Incidents by Incident Type per Zone

Incident Status: Reviewed | Start Date: 05/01/2019 | End Date: 05/31/2019

% of Incidents per Zone



- C-Burlington - City of Burlington
- C-Danville - City of Danville
- T-Tama Township - Tama Township
- C-Middletown - City of Middletown
- Out of County - Out of County
- C-West Burlington - City of West Burlington
- Henderson - Henderson County
- T-Con Township - Concordia Township
- T-Dan Township - Danville Township
- T-Flt Riv Township - Flint River Township
- T-Union Township - Union Township

INCIDENT TYPE	# INCIDENTS	% of TOTAL
C-Burlington - City of Burlington		
111 - Building fire	2	0.45%
113 - Cooking fire, confined to container	1	0.22%
130 - Mobile property (vehicle) fire, other	1	0.22%
138 - Off-road vehicle or heavy equipment fire	1	0.22%
321 - EMS call, excluding vehicle accident with injury	259	57.68%
322 - Motor vehicle accident with injuries	6	1.34%
324 - Motor vehicle accident with no injuries.	5	1.11%
363 - Swift water rescue	1	0.22%
413 - Oil or other combustible liquid spill	1	0.22%
424 - Carbon monoxide incident	1	0.22%
440 - Electrical wiring/equipment problem, other	3	0.67%
442 - Overheated motor	1	0.22%
444 - Power line down	2	0.45%
471 - Explosive, bomb removal (for bomb scare, use 721)	1	0.22%
542 - Animal rescue	1	0.22%
550 - Public service assistance, other	1	0.22%
553 - Public service	2	0.45%
561 - Unauthorized burning	6	1.34%
571 - Cover assignment, standby, moveup	1	0.22%
611 - Dispatched & cancelled en route	11	2.45%
622 - No incident found on arrival at dispatch address	11	2.45%
631 - Authorized controlled burning	1	0.22%
651 - Smoke scare, odor of smoke	3	0.67%
653 - Smoke from barbecue, tar kettle	1	0.22%
671 - HazMat release investigation w/no HazMat	1	0.22%
715 - Local alarm system, malicious false alarm	1	0.22%
730 - System malfunction, other	1	0.22%
733 - Smoke detector activation due to malfunction	2	0.45%

Report shows count of incidents for Status selected.



734 - Heat detector activation due to malfunction	1	0.22%
735 - Alarm system sounded due to malfunction	5	1.11%
736 - CO detector activation due to malfunction	1	0.22%
743 - Smoke detector activation, no fire - unintentional	2	0.45%
744 - Detector activation, no fire - unintentional	2	0.45%
745 - Alarm system activation, no fire - unintentional	2	0.45%
813 - Wind storm, tornado/hurricane assessment	2	0.45%
Zone: C-Burlington - City of Burlington Total Incident:	343	76.39%
C-Danville - City of Danville		
321 - EMS call, excluding vehicle accident with injury	8	1.78%
Zone: C-Danville - City of Danville Total Incident:	8	1.78%
C-Middletown - City of Middletown		
321 - EMS call, excluding vehicle accident with injury	2	0.45%
611 - Dispatched & cancelled en route	1	0.22%
Zone: C-Middletown - City of Middletown Total Incident:	3	0.67%
C-West Burlington - City of West Burlington		
111 - Building fire	1	0.22%
321 - EMS call, excluding vehicle accident with injury	42	9.35%
322 - Motor vehicle accident with injuries	1	0.22%
611 - Dispatched & cancelled en route	1	0.22%
Zone: C-West Burlington - City of West Burlington Total Incident:	45	10.02%
Henderson - Henderson County		
321 - EMS call, excluding vehicle accident with injury	16	3.56%
322 - Motor vehicle accident with injuries	1	0.22%
611 - Dispatched & cancelled en route	3	0.67%
Zone: Henderson - Henderson County Total Incident:	20	4.45%
Out of County - Out of County		
321 - EMS call, excluding vehicle accident with injury	2	0.45%
611 - Dispatched & cancelled en route	1	0.22%
Zone: Out of County - Out of County Total Incident:	3	0.67%
T-Con Township - Concordia Township		
321 - EMS call, excluding vehicle accident with injury	3	0.67%
553 - Public service	1	0.22%
611 - Dispatched & cancelled en route	1	0.22%
Zone: T-Con Township - Concordia Township Total Incident:	5	1.11%
T-Dan Township - Danville Township		
321 - EMS call, excluding vehicle accident with injury	1	0.22%
Zone: T-Dan Township - Danville Township Total Incident:	1	0.22%
T-Flt Riv Township - Flint River Township		
321 - EMS call, excluding vehicle accident with injury	5	1.11%
651 - Smoke scare, odor of smoke	1	0.22%
Zone: T-Flt Riv Township - Flint River Township Total Incident:	6	1.34%

Report shows count of incidents for Status selected.



INCIDENT TYPE	# INCIDENTS	% of TOTAL
T-Tama Township - Tama Township		
142 - Brush or brush-and-grass mixture fire	1	0.22%
321 - EMS call, excluding vehicle accident with injury	4	0.89%
322 - Motor vehicle accident with injuries	2	0.45%
611 - Dispatched & cancelled en route	1	0.22%
Zone: T-Tama Township - Tama Township Total Incident	8	1.78%
T-Union Township - Union Township		
111 - Building fire	1	0.22%
321 - EMS call, excluding vehicle accident with injury	3	0.67%
561 - Unauthorized burning	1	0.22%
622 - No incident found on arrival at dispatch address	1	0.22%
745 - Alarm system activation, no fire - unintentional	1	0.22%
Zone: T-Union Township - Union Township Total Incident	7	1.56%
TOTAL INCIDENTS FOR ALL ZONES:	449	100%

Report shows count of incidents for Status selected.



Burlington Fire Department

Burlington, IA

This report was generated on 6/6/2019 7:35:47 AM



Patient Transport Count per Destination for Date Range (N2-N3)

Start Date: 05/01/2019 | End Date: 05/31/2019

HOSPITAL DESTINATION	# TRANSPORTS
Danville Care Center	1
Genesis East	1
Great River Hospice	1
Great River Medical Center	248
OSF Family Medical Center	1
OSF Healthcare Peoria	1
University of Iowa Hospital & Clinic	8

Only REVIEWED incidents included. This report now returns both NEMSIS 2 & 3 data as appropriate.

Burlington Fire Department

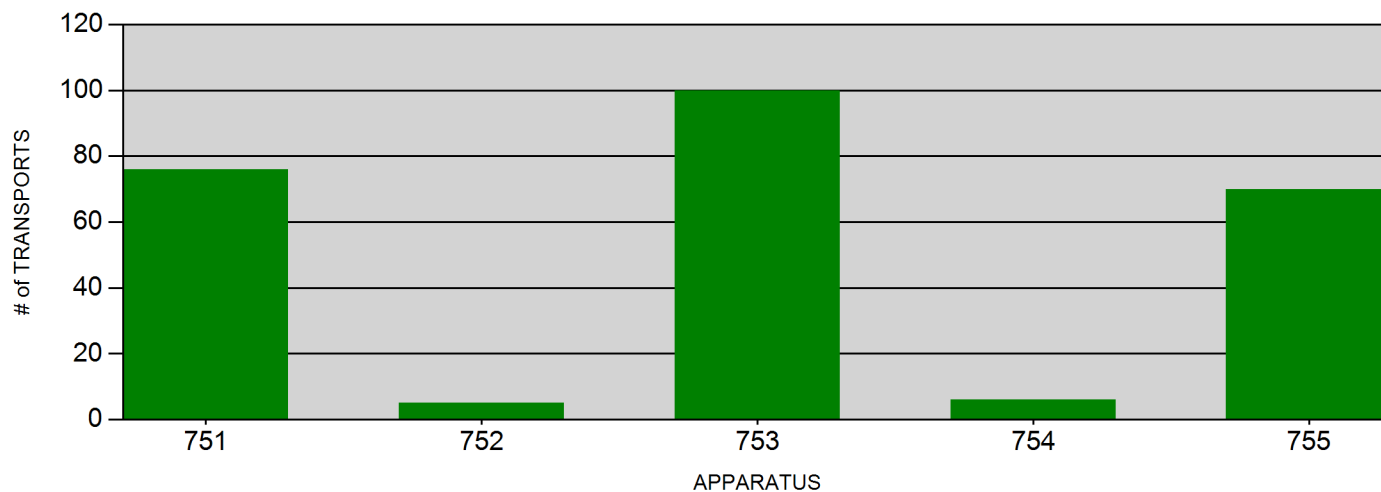
Burlington, IA

This report was generated on 6/6/2019 3:17:31 PM



Total Transports per Apparatus for Date Range (N2-N3)

Start Date: 05/01/2019 | End Date: 05/31/2019



APPARATUS	# of TRANSPORTS
751	76
752	5
753	100
754	6
755	70

Only REVIEWED incidents included. This report now returns both NEMSIS 2 & 3 data as appropriate.

Matt Trexel

From: LIFENET Notifications Service <web@lifenetsystems.com>
Sent: Saturday, June 01, 2019 1:04 AM
To: Matt Trexel
Subject: LIFENET System: Transmission Summary Report is available (5/1/2019 - 6/1/2019)

LIFENET[®] System




LIFENET Monthly Transmission Summary

5/1/2019 - 6/1/2019

Account Name: Burlington Fire Department (Burlington, IA)

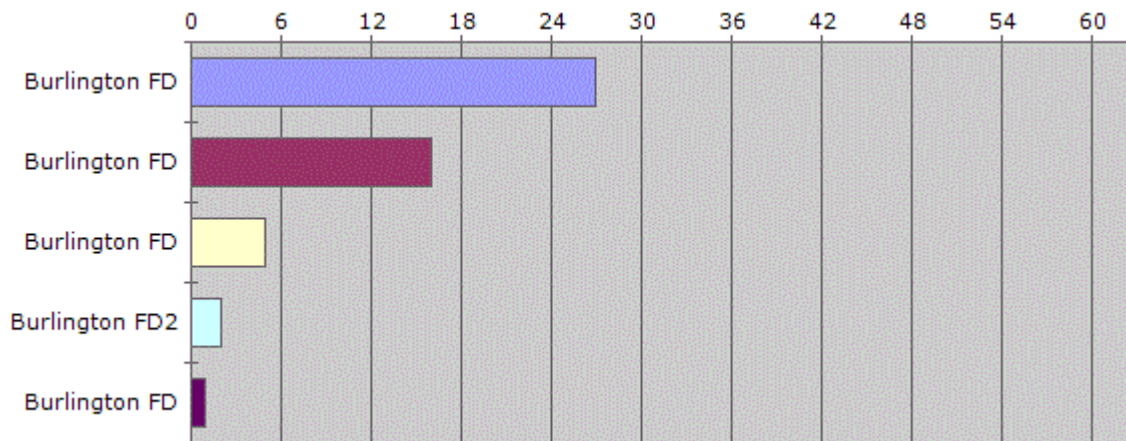
Total Transmissions in May: 51

Transmissions to Site: GRMC 51

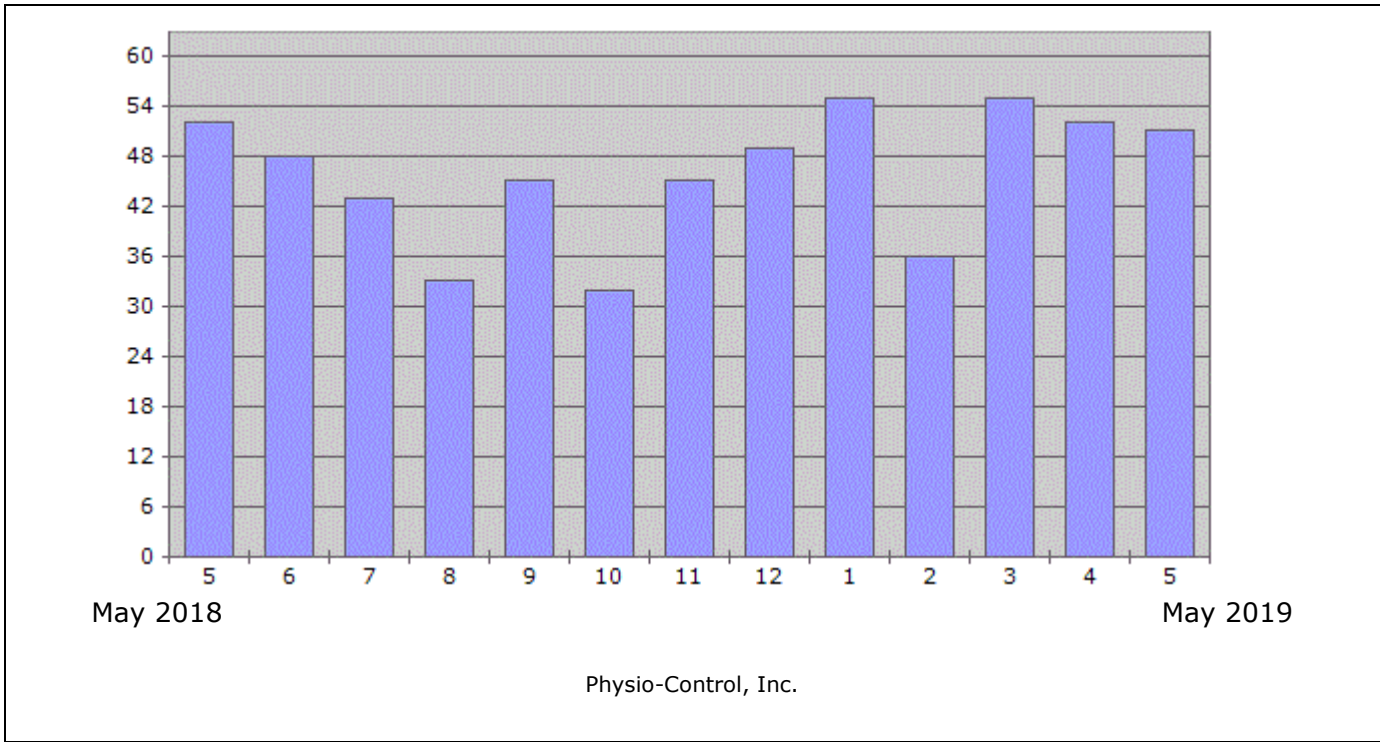


Transmissions by Device/Gateway: 51

LIFEPAK 15	S/N 45037513	Burlington FD	27
LIFEPAK 15	S/N 45039298	Burlington FD	16
LIFEPAK 15	S/N 45036207	Burlington FD	5
LIFEPAK 15	S/N 42595992	Burlington FD2	2
LIFEPAK 15	S/N 42592232	Burlington FD	1



13 Month Transmission History:



Log on to LIFENET System website to view this report and other associated information:
https://www.lifenetsystems.com/system_reports.aspx

Notification occurred: 6/1/2019 1:04:15 AM (UTC-05:00)

To unsubscribe from this notification, please follow the link below:

https://www.lifenetsystems.com/my_notifications.aspx