



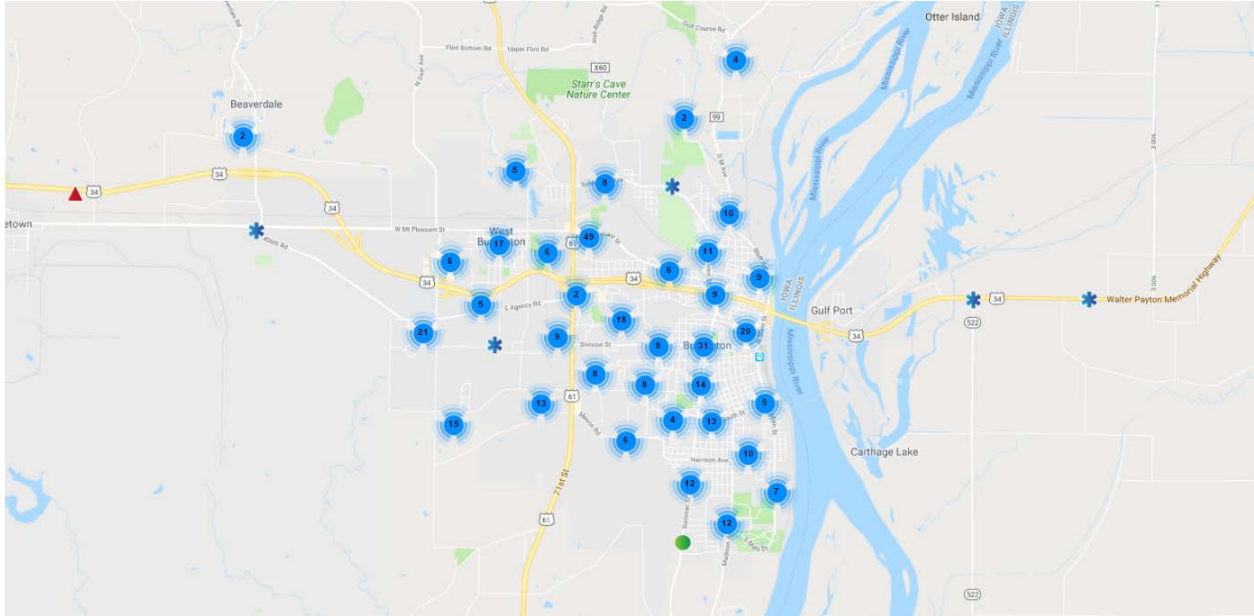
New Ambulance

Burlington Fire Department Monthly Report December 2018

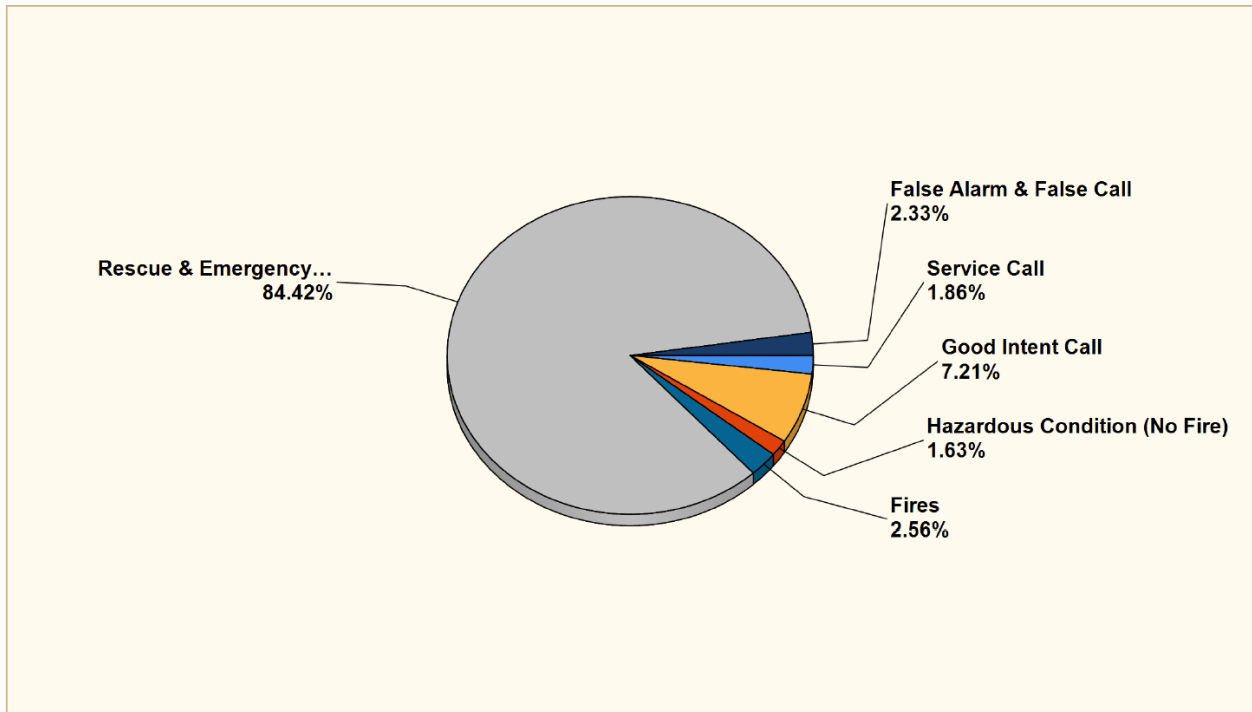
“The Mission of the Burlington Fire Department is to provide for the fire and life safety needs of the community in the most professional, courteous, and efficient manner possible.”

Operations

The Burlington Fire Department responded to 430 calls for service in December including with 325 in the city limits of Burlington. 363 calls were EMS related. 264 patients were transported to Great River Medical Center and 19 patients were transported to other destinations. 40% of the calls were overlapping. The average response time for all emergency calls was 6 minutes and 32 seconds.



"Heat" Map (December 2018)



Major Incident Types (December 2018)

The employees of Van Meter Inc., 2515 Mt. Pleasant Street, donated \$3000 to the Burlington Fire Department to help offset costs related to supporting 8 families with children during the holidays. Some of the presents were delivered by fire engines, firefighters, and Santa.

Crews also spent a great deal of time during the holidays helping the Hamilton-Walter Marine Corps League detachment with Toys for Tots activities including loading and unloading toys, setup and teardown.



Van Meter Christmas Family Donation

We received our new Lifeline ambulance on December 17th. Crews spent a few days training on its operation including the Stryker Power-Load system. This new system will allow the crews to load a patient (up to 700lbs) into the ambulance with little physical exertion. As the number of EMS calls continues to climb, it becomes increasingly important to limit the number of times crews must lift the patients into the ambulance using only brute strength.

Fire Prevention

Crews installed 18 smoke alarms and 5 carbon monoxide alarms in December. These alarms will protect 13 adults and 1 child in Burlington. Along with installing alarms the crews completed 5 home inspections where they look for other fire safety issues.

Battalion Chief Workman and Chief Trexel are part of a committee working to bring “Remembering When” to the Burlington area. This is a fall and fire prevention education program from the National Fire Protection Association (NFPA). While the Burlington Fire Department has always had an active fire prevention program, we have never had a fall prevention program. We responded to 772 calls in 2018 where the primary complaint received by dispatch was “fall.”

Getz Fire Equipment provided some valuable hands-on training for Shift 2 personnel. They spent a day at Central Fire Station showing crews the ins and outs of wet and dry fire sprinkler systems, kitchen fire suppression systems, and fire alarm panels.



Other Activities

- 2nd Annual Chief's Breakfast held at Central Fire Station for all current and retired personnel and their spouses.
- Billing Manager Hunter and Chief Trexel attended the City-Township Ambulance Association meeting in West Burlington.
- Deputy Chief Ryan attended an Iowa Statewide Interoperable Communications Systems (ISICS) meeting at the Burlington Police Department.
- Happy Joe's Pizza provided lunch for all three shifts.
- Deputy Chief Ryan attended a tabletop exercise at the Southeast Iowa Regional Airport.

2018 US fire statistics:

- 2278 civilians were killed in residential structure fires including 24 in Iowa.
- 83 firefighters died in the line of duty (US Fire Administration).

Respectfully Submitted,

Matt Trexel

Fire Chief

Burlington Fire Department

Burlington, IA

This report was generated on 1/4/2019 3:12:18 PM



Incident Statistics

Start Date: 12/01/2018 | End Date: 12/31/2018

INCIDENT COUNT			
INCIDENT TYPE		# INCIDENTS	
EMS		363	
FIRE		67	
TOTAL		430	
TOTAL TRANSPORTS (N2 and N3)			
APPARATUS	# of APPARATUS TRANSPORTS	# of PATIENT TRANSPORTS	TOTAL # of PATIENT CONTACTS
0	0	0	0
736	0	1	1
751	103	136	136
752	82	108	108
753	20	25	25
754	5	6	6
755	73	93	93
TOTAL	283	369	369
PRE-INCIDENT VALUE		LOSSES	
\$22,120,000.00		\$5,700.00	
CO CHECKS			
736 - CO detector activation due to malfunction		1	
746 - Carbon monoxide detector activation, no CO		3	
TOTAL		4	
MUTUAL AID			
Aid Type		Total	
Aid Given		1	
Aid Received		4	
OVERLAPPING CALLS			
# OVERLAPPING		% OVERLAPPING	
170		39.53	
LIGHTS AND SIREN - AVERAGE RESPONSE TIME (Dispatch to Arrival)			
Station	EMS	FIRE	
Station 1	0:06:48	0:06:33	
Station 2	0:05:36	0:05:23	
Station 3 - Bakers Pride	0:07:07	0:07:06	
AVERAGE FOR ALL CALLS		0:06:32	

Only Reviewed Incidents included. CO Checks only includes Incident Types: 424, 736 and 734. # Apparatus Transports = # of incidents where apparatus transported. # Patient Transports = # of PCR with disposition "Treated, Transported by EMS". # Patient Contacts = # of PCR contacted by apparatus. This report now returns both NEMSIS 2 & 3 data as appropriate.

LIGHTS AND SIREN - AVERAGE TURNOUT TIME (Dispatch to Enroute)

Station	EMS	FIRE
Station 1	0:01:35	0:02:13
Station 2	0:01:46	0:01:29
Station 3 - Bakers Pride	0:01:37	0:01:18
AVERAGE FOR ALL CALLS		0:01:44
AGENCY		AVERAGE TIME ON SCENE (MM:SS)
Burlington Fire Department		19:09

Only Reviewed Incidents included. CO Checks only includes Incident Types: 424, 736 and 734. # Apparatus Transports = # of incidents where apparatus transported. # Patient Transports = # of PCR with disposition "Treated, Transported by EMS". # Patient Contacts = # of PCR contacted by apparatus. This report now returns both NEMSIS 2 & 3 data as appropriate.

Burlington Fire Department

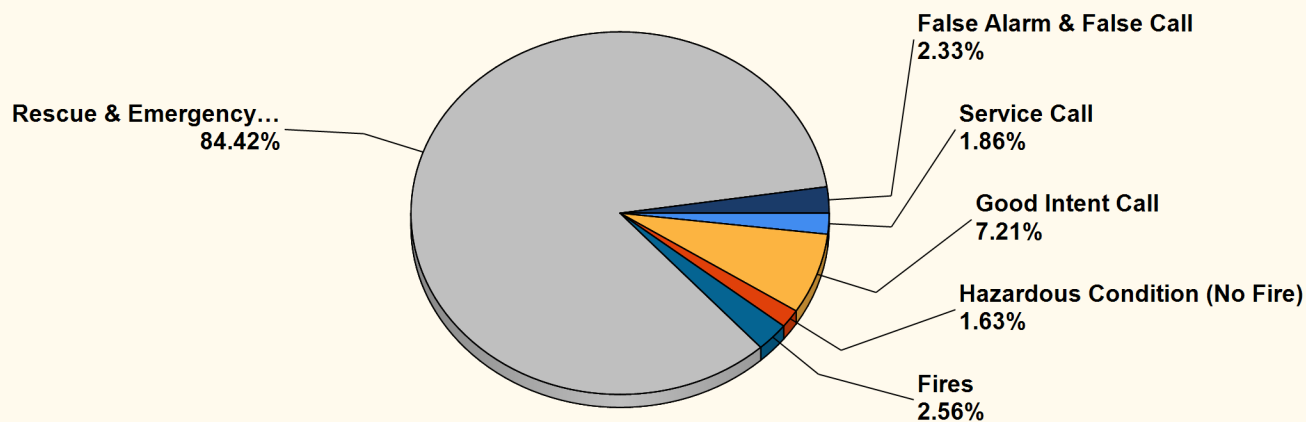
Burlington, IA

This report was generated on 1/4/2019 3:14:45 PM



Breakdown by Major Incident Types for Date Range

Zone(s): All Zones | Start Date: 12/01/2018 | End Date: 12/31/2018



MAJOR INCIDENT TYPE	# INCIDENTS	% of TOTAL
Fires	11	2.56%
Rescue & Emergency Medical Service	363	84.42%
Hazardous Condition (No Fire)	7	1.63%
Service Call	8	1.86%
Good Intent Call	31	7.21%
False Alarm & False Call	10	2.33%
TOTAL	430	100.00%

Only REVIEWED incidents included. Summary results for a major incident type are not displayed if the count is zero.

Detailed Breakdown by Incident Type

INCIDENT TYPE	# INCIDENTS	% of TOTAL
111 - Building fire	3	0.70%
118 - Trash or rubbish fire, contained	1	0.23%
122 - Fire in motor home, camper, recreational vehicle	1	0.23%
131 - Passenger vehicle fire	4	0.93%
151 - Outside rubbish, trash or waste fire	1	0.23%
155 - Outside stationary compactor/compacted trash fire	1	0.23%
321 - EMS call, excluding vehicle accident with injury	340	79.07%
322 - Motor vehicle accident with injuries	13	3.02%
323 - Motor vehicle/pedestrian accident (MV Ped)	1	0.23%
324 - Motor vehicle accident with no injuries.	9	2.09%
412 - Gas leak (natural gas or LPG)	2	0.47%
413 - Oil or other combustible liquid spill	1	0.23%
441 - Heat from short circuit (wiring), defective/worn	1	0.23%
442 - Overheated motor	1	0.23%
443 - Breakdown of light ballast	1	0.23%
444 - Power line down	1	0.23%
553 - Public service	2	0.47%
554 - Assist invalid	1	0.23%
561 - Unauthorized burning	5	1.16%
611 - Dispatched & cancelled en route	12	2.79%
622 - No incident found on arrival at dispatch address	13	3.02%
651 - Smoke scare, odor of smoke	3	0.70%
671 - HazMat release investigation w/no HazMat	3	0.70%
731 - Sprinkler activation due to malfunction	1	0.23%
733 - Smoke detector activation due to malfunction	1	0.23%
735 - Alarm system sounded due to malfunction	1	0.23%
736 - CO detector activation due to malfunction	1	0.23%
743 - Smoke detector activation, no fire - unintentional	1	0.23%
745 - Alarm system activation, no fire - unintentional	2	0.47%
746 - Carbon monoxide detector activation, no CO	3	0.70%
TOTAL INCIDENTS:	430	100.00%

Only REVIEWED incidents included. Summary results for a major incident type are not displayed if the count is zero.

Burlington Fire Department

Burlington, IA

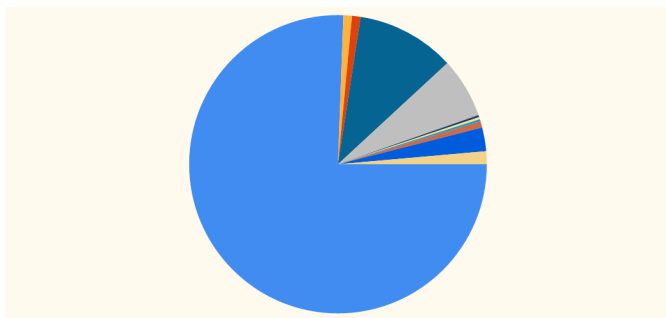
This report was generated on 1/4/2019 3:18:56 PM



Count of Incidents by Incident Type per Zone

Incident Status: All | Start Date: 12/01/2018 | End Date: 12/31/2018

% of Incidents per Zone



INCIDENT TYPE	# INCIDENTS	% of TOTAL
C-Burlington - City of Burlington		
111 - Building fire	3	0.70%
118 - Trash or rubbish fire, contained	1	0.23%
122 - Fire in motor home, camper, recreational vehicle	1	0.23%
131 - Passenger vehicle fire	2	0.47%
151 - Outside rubbish, trash or waste fire	1	0.23%
155 - Outside stationary compactor/compacted trash fire	1	0.23%
321 - EMS call, excluding vehicle accident with injury	252	58.60%
322 - Motor vehicle accident with injuries	4	0.93%
323 - Motor vehicle/pedestrian accident (MV Ped)	1	0.23%
324 - Motor vehicle accident with no injuries.	9	2.09%
412 - Gas leak (natural gas or LPG)	2	0.47%
413 - Oil or other combustible liquid spill	1	0.23%
441 - Heat from short circuit (wiring), defective/worn	1	0.23%
442 - Overheated motor	1	0.23%
443 - Breakdown of light ballast	1	0.23%
444 - Power line down	1	0.23%
553 - Public service	2	0.47%
554 - Assist invalid	1	0.23%
561 - Unauthorized burning	4	0.93%
611 - Dispatched & cancelled en route	8	1.86%
622 - No incident found on arrival at dispatch address	13	3.02%
651 - Smoke scare, odor of smoke	2	0.47%
671 - HazMat release investigation w/no HazMat	3	0.70%
731 - Sprinkler activation due to malfunction	1	0.23%
733 - Smoke detector activation due to malfunction	1	0.23%
735 - Alarm system sounded due to malfunction	1	0.23%
736 - CO detector activation due to malfunction	1	0.23%
743 - Smoke detector activation, no fire - unintentional	1	0.23%

Report shows count of incidents for Status selected.

745 - Alarm system activation, no fire - unintentional	2	0.47%
746 - Carbon monoxide detector activation, no CO	3	0.70%
Zone: C-Burlington - City of Burlington Total Incident:	325	75.58%
C-Danville - City of Danville		
321 - EMS call, excluding vehicle accident with injury	3	0.70%
611 - Dispatched & cancelled en route	1	0.23%
Zone: C-Danville - City of Danville Total Incident:	4	0.93%
C-West Burlington - City of West Burlington		
321 - EMS call, excluding vehicle accident with injury	44	10.23%
322 - Motor vehicle accident with injuries	1	0.23%
611 - Dispatched & cancelled en route	1	0.23%
Zone: C-West Burlington - City of West Burlington Total Incident:	46	10.70%
Henderson - Henderson County		
321 - EMS call, excluding vehicle accident with injury	22	5.12%
322 - Motor vehicle accident with injuries	4	0.93%
611 - Dispatched & cancelled en route	2	0.47%
Zone: Henderson - Henderson County Total Incident:	28	6.51%
T-Ben Township - Benton Township		
321 - EMS call, excluding vehicle accident with injury	1	0.23%
Zone: T-Ben Township - Benton Township Total Incident:	1	0.23%
T-Con Township - Concordia Township		
321 - EMS call, excluding vehicle accident with injury	2	0.47%
322 - Motor vehicle accident with injuries	1	0.23%
Zone: T-Con Township - Concordia Township Total Incident:	3	0.70%
T-Flt Riv Township - Flint River Township		
131 - Passenger vehicle fire	2	0.47%
321 - EMS call, excluding vehicle accident with injury	7	1.63%
322 - Motor vehicle accident with injuries	2	0.47%
Zone: T-Flt Riv Township - Flint River Township Total Incident:	11	2.56%
T-Jack Township - Jackson Township		
321 - EMS call, excluding vehicle accident with injury	1	0.23%
Zone: T-Jack Township - Jackson Township Total Incident:	1	0.23%
T-Ple Grve Township - Pleasant Grove Township		
321 - EMS call, excluding vehicle accident with injury	1	0.23%
Zone: T-Ple Grve Township - Pleasant Grove Township Total Incident:	1	0.23%
T-Tama Township - Tama Township		
321 - EMS call, excluding vehicle accident with injury	4	0.93%
322 - Motor vehicle accident with injuries	1	0.23%
561 - Unauthorized burning	1	0.23%
Zone: T-Tama Township - Tama Township Total Incident:	6	1.40%
T-Union Township - Union Township		
321 - EMS call, excluding vehicle accident with injury	3	0.70%

Report shows count of incidents for Status selected.

651 - Smoke scare, odor of smoke	1	0.23%
Zone: T-Union Township - Union Township Total Incident:	4	0.93%
TOTAL INCIDENTS FOR ALL ZONES:	430	100%

Report shows count of incidents for Status selected.

Burlington Fire Department

Burlington, IA

This report was generated on 1/4/2019 3:17:32 PM



Incident Type Count per Station for Date Range

Start Date: 12/01/2018 | End Date: 12/31/2018

INCIDENT TYPE	# INCIDENTS
Station: ST1 - STATION 1	
111 - Building fire	3
118 - Trash or rubbish fire, contained	1
122 - Fire in motor home, camper, recreational vehicle	1
131 - Passenger vehicle fire	4
155 - Outside stationary compactor/compacted trash fire	1
321 - EMS call, excluding vehicle accident with injury	145
322 - Motor vehicle accident with injuries	7
324 - Motor vehicle accident with no injuries.	6
412 - Gas leak (natural gas or LPG)	1
413 - Oil or other combustible liquid spill	1
441 - Heat from short circuit (wiring), defective/worn	1
442 - Overheated motor	1
443 - Breakdown of light ballast	1
444 - Power line down	1
553 - Public service	1
554 - Assist invalid	1
561 - Unauthorized burning	5
611 - Dispatched & cancelled en route	10
622 - No incident found on arrival at dispatch address	5
651 - Smoke scare, odor of smoke	3
671 - HazMat release investigation w/no HazMat	1
731 - Sprinkler activation due to malfunction	1
735 - Alarm system sounded due to malfunction	1
745 - Alarm system activation, no fire - unintentional	2
746 - Carbon monoxide detector activation, no CO	1

Incidents for ST1 - Station 1: 205

Station: ST2 - STATION 2	
151 - Outside rubbish, trash or waste fire	1
321 - EMS call, excluding vehicle accident with injury	89

Only REVIEWED incidents included.

INCIDENT TYPE	# INCIDENTS
322 - Motor vehicle accident with injuries	2
323 - Motor vehicle/pedestrian accident (MV Ped)	1
324 - Motor vehicle accident with no injuries.	3
412 - Gas leak (natural gas or LPG)	1
553 - Public service	1
622 - No incident found on arrival at dispatch address	6
671 - HazMat release investigation w/no HazMat	2
733 - Smoke detector activation due to malfunction	1
736 - CO detector activation due to malfunction	1
743 - Smoke detector activation, no fire - unintentional	1
746 - Carbon monoxide detector activation, no CO	2

Incidents for ST2 - Station 2: 111

Station: ST3 - STATION 3 - BAKERS PRIDE	
321 - EMS call, excluding vehicle accident with injury	106
322 - Motor vehicle accident with injuries	4
611 - Dispatched & cancelled en route	2
622 - No incident found on arrival at dispatch address	2

Incidents for ST3 - Station 3 - Bakers Pride: 114

Only REVIEWED incidents included.



emergencyreporting.com

Doc Id: 857

Page # 2

Burlington Fire Department

Burlington, IA

This report was generated on 1/4/2019 3:26:20 PM



Incident Count per Complaint Reported by Dispatch for Date Range (NEMSIS 3 Incidents Only)

Start Date: 12/01/2018 | End Date: 12/31/2018

COMPLAINT REPORTED BY DISPATCH	# INCIDENTS
Abdominal Pain/Problems	8
Allergic Reaction/Stings	1
Animal Bite	1
Assault	5
Back Pain (Non-Traumatic)	2
Breathing Problem	32
Burns/Explosion	2
Cardiac Arrest/Death	6
Chest Pain (Non-Traumatic)	17
Choking	3
Convulsions/Seizure	12
Diabetic Problem	17
Eye Problem/Injury	1
Falls	53
Headache	2
Hemorrhage/Laceration	4
Medical Alarm	1
No Other Appropriate Choice	43
Overdose/Poisoning/Ingestion	6
Pregnancy/Childbirth/Miscarriage	1
Psychiatric Problem/Abnormal Behavior/Suicide Attempt	18
Sick Person	29
Stab/Gunshot Wound/Penetrating Trauma	1
Stroke/CVA	9
Traffic/Transportation Incident	12
Transfer/Interfacility/Palliative Care	21
Traumatic Injury	8
Unconscious/Fainting/Near-Fainting	25
Unknown Problem/Person Down	10
Well Person Check	6

Incidents included must be NEMSIS 3 and either Complete or Reviewed. COMPLAINT REPORTED BY DISPATCH is recorded on Basic Info 5. If looking for NEMSIS 2 Incidents, refer to Report #1041.

Burlington Fire Department

Burlington, IA

This report was generated on 1/4/2019 3:27:31 PM



Patient Transport Count per Destination for Date Range (N2-N3)

Start Date: 12/01/2018 | End Date: 12/31/2018

HOSPITAL DESTINATION	# TRANSPORTS
Genesis East	1
Great River Hospice	1
Great River Medical Center	264
Klein Unit	1
OSF Family Medical Center	3
Residence	2
Unity Point Trinity	1
University of Iowa Hospital & Clinic	9
Veterans Hospital	1

Only REVIEWED incidents included. This report now returns both NEMSIS 2 & 3 data as appropriate.

Matt Trexel

From: LIFENET Notifications Service <web@lifenetsystems.com>
Sent: Tuesday, January 01, 2019 12:47 AM
To: Matt Trexel
Subject: LIFENET System: Transmission Summary Report is available (12/1/2018 - 1/1/2019)

LIFENET® System




LIFENET Monthly Transmission Summary

12/1/2018 - 1/1/2019

Account Name: Burlington Fire Department (Burlington, IA)

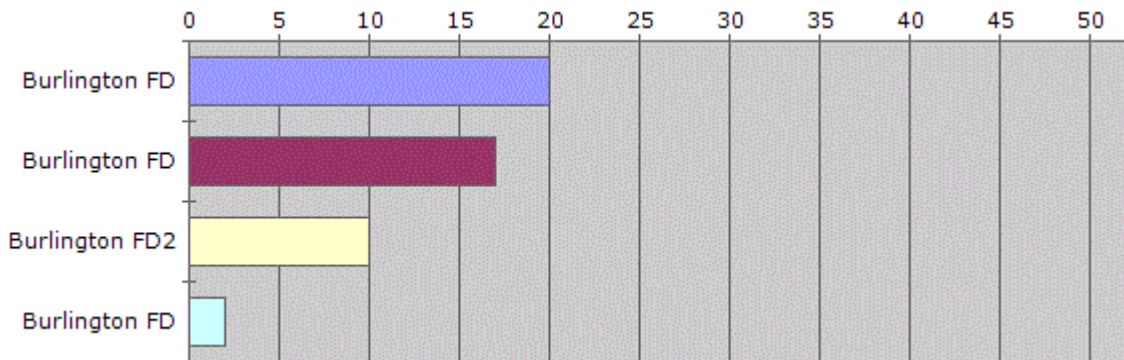
Total Transmissions in December: 49

Transmissions to Site: GRMC 48
Transmissions to Site: **Unknown** 1

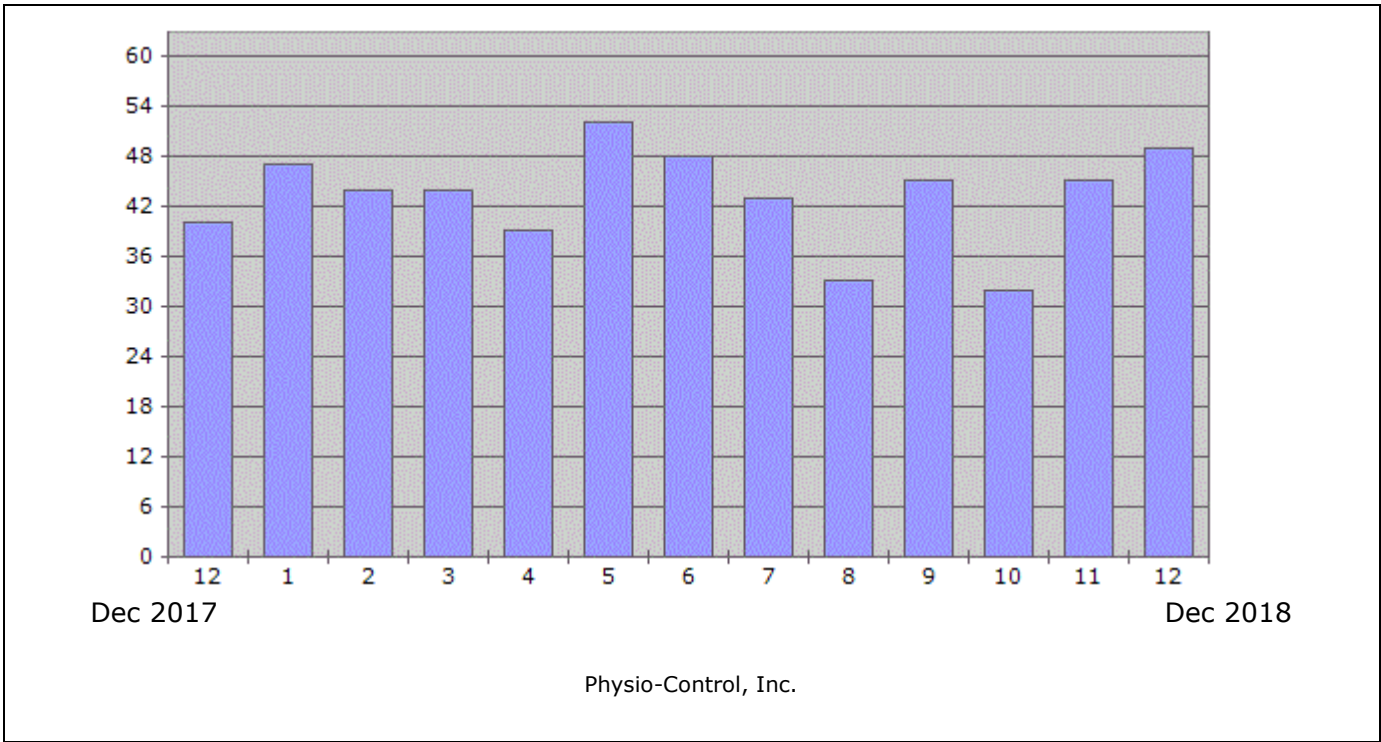


Transmissions by Device/Gateway: 49

LIFEPAK 15 S/N 45036207 Burlington FD 20
LIFEPAK 15 S/N 45039298 Burlington FD 17
LIFEPAK 15 S/N 42595992 Burlington FD2 10
LIFEPAK 15 S/N 45037513 Burlington FD 2



13 Month Transmission History:



Log on to LIFENET System website to view this report and other associated information:
https://www.lifenetsystems.com/system_reports.aspx

Notification occurred: 1/1/2019 12:46:47 AM (UTC-06:00)

To unsubscribe from this notification, please follow the link below:

https://www.lifenetsystems.com/my_notifications.aspx