

Burlington Fire Department Monthly Report April 2018

“The Mission of the Burlington Fire Department is to provide for the fire and life safety needs of the community in the most professional, courteous, and efficient manner possible.”

Operations

We had 444 calls for service in April, an average of 15 calls per day. 337 calls were in the city limits of Burlington. 41% of the calls were overlapping (simultaneous). The average response time for all emergency calls was 7 minutes and 3 seconds (this includes calls outside of Burlington).

The Department's two aerial trucks (722 and 761) underwent their 5-year inspections in April. The good news is that they both passed, the bad is that their certifications are conditional on several repairs being made. Many of the needed repairs are in the process of being corrected with all repairs scheduled to be addressed by July 1. 722 is a 1995 65' ladder with 64,788 miles. 761 is 2005 100' platform with 29,218 miles.

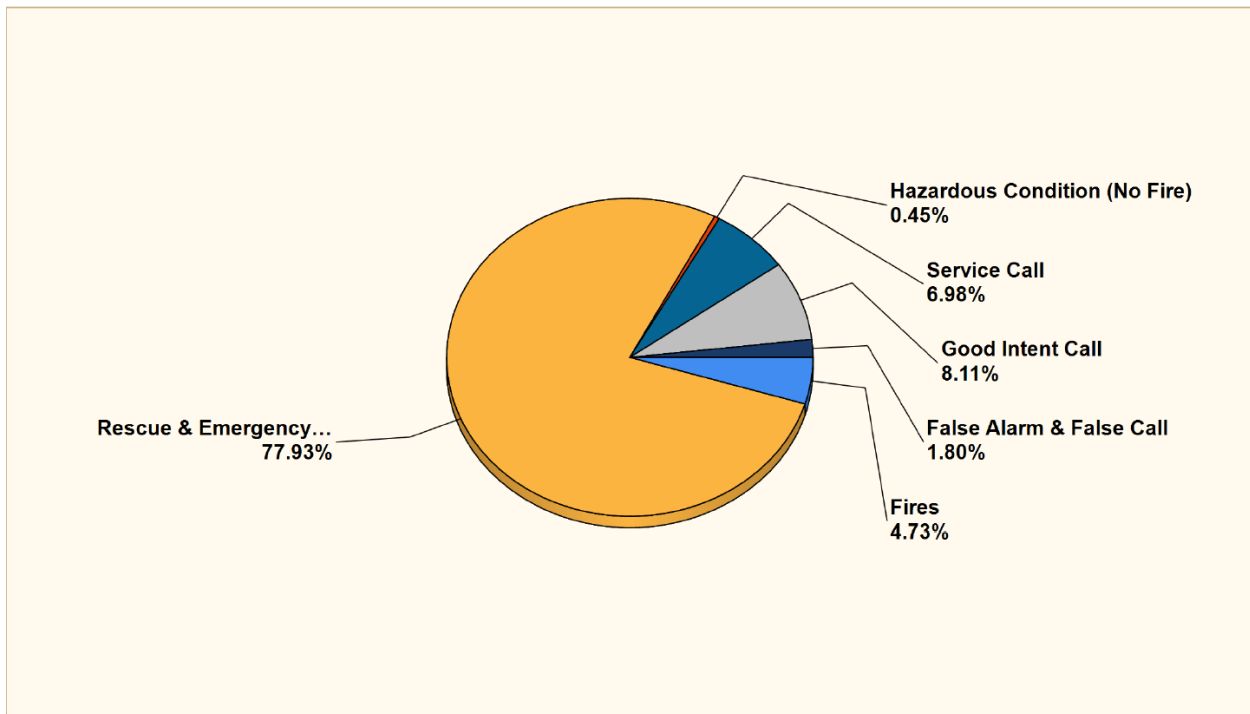


761



722

Figure 1 - Major Incident Types (April 2018)



Training

There were over 600 hours of training recorded in April. Crews participated in drafting training, recruit training, and other fire training. There were also several EMS classes including medication administration and central nervous system trauma.

Five members of the Department attended a professional development seminar entitled “In Honor of the Charleston 9: A Study of Change Following Tragedy” in Ames. The seminar was presented by Charleston S.C. Fire Department Captain David Griffin. He talked about the advancement of the Charleston Fire Department following the death of 9 firefighters in the “Super Sofa Store” fire in 2007.

All three shifts were provided with an 8-hour class called “Mental Health First Aid” that was co-instructed by Elley Gould and Burlington Police Officer Brian Carper. This course is valuable for both the responder’s personal mental health and for responding to others facing a mental health crisis.

Other Activities

- Shift 2 participated in Healthy Kids Day at the YMCA.
- Crews led station tours for 43 children and 40 adults.
- Crews installed 10 smoke detectors in Burlington homes.
- Billing Manager Hunter attended the Iowa Emergency Medical Services Association annual billing conference.
- Fire Marshal Crooks attended an active shooter round table discussion with the Burlington Community School District.
- Captain Hoschek and Firefighter Duttlinger reviewed hazardous materials operations with the Danville and West Burlington Fire Departments including setting up the decontamination line and reviewing other equipment.
- Firefighter Heitmeier and Fire Marshal Crooks provided training to Boy Scouts for the Fire Safety Merit Badge.
- Chief Trexel presented to the Burlington Rotary Club.

- Chief Trexel gave an informational tour of Central Fire Station to the Philanthropic Education Organization.
- Fire Marshal Crooks, Dana Hunter, and Chief Trexel attended the active shooter seminar sponsored by the Greater Burlington Leadership class.
- Shift 3 provided a tour of Central Fire Station for a North Hill Elementary kindergarten class.
- Fire Marshal Crooks attended fireworks inspection training provided by the Iowa Fire Marshal's Office.
- Shift 2 provided a tour of Central Fire Station for Messiah Lutheran Preschool.
- Deputy Chief Ryan attended the Des Moines County Firefighter's Association meeting in Mediapolis.
- Chief Trexel attended the Iowa Professional Fire Chief's Association Spring Conference.

2018 US fire statistics through May 11, 2018

- 1159 civilians killed in residential structure fires including 16 in Iowa
- 36 firefighters died in the line of duty

Respectfully Submitted,

Matt Trexel

Fire Chief

Burlington Fire Department

Burlington, IA

This report was generated on 5/15/2018 1:12:19 PM



Incident Statistics

Start Date: 04/01/2018 | End Date: 04/30/2018

| INCIDENT COUNT | | | |
|--|---------------------------|-------------------------|-----------------------------|
| INCIDENT TYPE | | # INCIDENTS | |
| EMS | | 346 | |
| FIRE | | 98 | |
| TOTAL | | 444 | |
| TOTAL TRANSPORTS (N2 and N3) | | | |
| APPARATUS | # of APPARATUS TRANSPORTS | # of PATIENT TRANSPORTS | TOTAL # of PATIENT CONTACTS |
| 0 | 0 | 0 | 0 |
| 721 | 0 | 3 | 3 |
| 751 | 93 | 136 | 136 |
| 752 | 24 | 32 | 32 |
| 753 | 42 | 60 | 60 |
| 754 | 15 | 20 | 20 |
| 755 | 68 | 87 | 87 |
| TOTAL | 242 | 338 | 338 |
| PRE-INCIDENT VALUE | | LOSSES | |
| \$34,250.00 | | \$24,850.00 | |
| CO CHECKS | | | |
| 736 - CO detector activation due to malfunction | | 1 | |
| 746 - Carbon monoxide detector activation, no CO | | 1 | |
| TOTAL | | 2 | |
| MUTUAL AID | | | |
| Aid Type | | Total | |
| Aid Given | | 1 | |
| Aid Received | | 6 | |
| OVERLAPPING CALLS | | | |
| # OVERLAPPING | | % OVERLAPPING | |
| 184 | | 41.44 | |
| LIGHTS AND SIREN - AVERAGE RESPONSE TIME (Dispatch to Arrival) | | | |
| Station | EMS | FIRE | |
| Station 1 | 0:06:07 | 0:09:04 | |
| Station 2 | 0:05:43 | 0:07:24 | |
| Station 3 (Public Works) | 0:08:31 | | |
| Station 3 (WBFD) | 0:07:17 | 0:03:08 | |

Only Reviewed Incidents included. CO Checks only includes Incident Types: 424, 736 and 734. # Apparatus Transports = # of incidents where apparatus transported. # Patient Transports = # of PCR with disposition "Treated, Transported by EMS". # Patient Contacts = # of PCR contacted by apparatus. This report now returns both NEMSIS 2 & 3 data as appropriate.

| | | |
|--|--------------------------------------|----------------|
| AVERAGE FOR ALL CALLS | | 0:07:03 |
| LIGHTS AND SIREN - AVERAGE TURNOUT TIME (Dispatch to Enroute) | | |
| Station | EMS | FIRE |
| Station 1 | 0:01:39 | 0:02:26 |
| Station 2 | 0:01:25 | 0:02:08 |
| Station 3 (Public Works) | 0:02:29 | |
| Station 3 (WBFD) | 0:01:21 | 0:00:13 |
| AVERAGE FOR ALL CALLS | | 0:01:48 |
| AGENCY | AVERAGE TIME ON SCENE (MM:SS) | |
| Burlington Fire Department | 27:18 | |

Only Reviewed Incidents included. CO Checks only includes Incident Types: 424, 736 and 734. # Apparatus Transports = # of incidents where apparatus transported. # Patient Transports = # of PCR with disposition "Treated, Transported by EMS". # Patient Contacts = # of PCR contacted by apparatus. This report now returns both NEMSIS 2 & 3 data as appropriate.

Burlington Fire Department

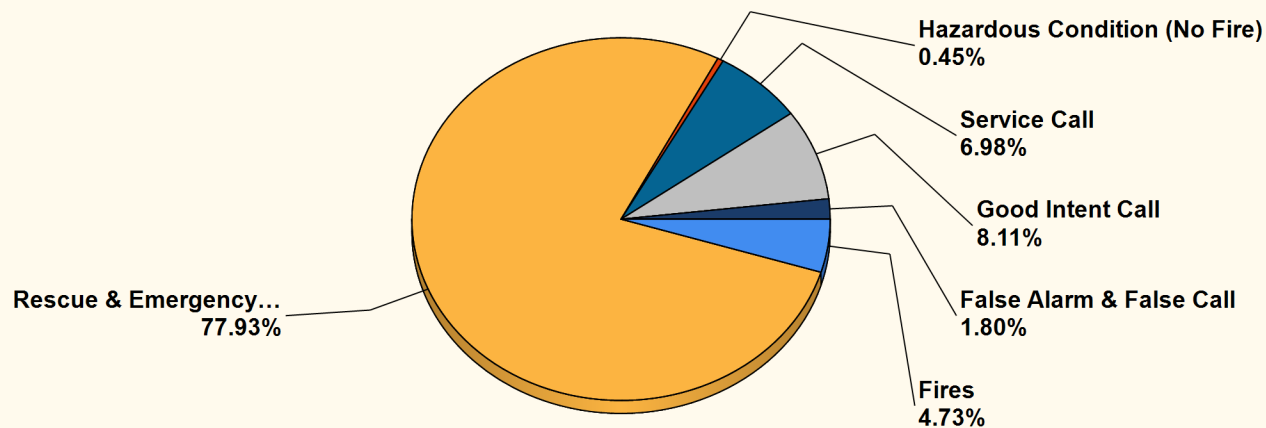
Burlington, IA

This report was generated on 5/15/2018 1:15:32 PM



Breakdown by Major Incident Types for Date Range

Zone(s): All Zones | Start Date: 04/01/2018 | End Date: 04/30/2018



| MAJOR INCIDENT TYPE | # INCIDENTS | % of TOTAL |
|------------------------------------|-------------|----------------|
| Fires | 21 | 4.73% |
| Rescue & Emergency Medical Service | 346 | 77.93% |
| Hazardous Condition (No Fire) | 2 | 0.45% |
| Service Call | 31 | 6.98% |
| Good Intent Call | 36 | 8.11% |
| False Alarm & False Call | 8 | 1.80% |
| TOTAL | 444 | 100.00% |

Only REVIEWED incidents included. Summary results for a major incident type are not displayed if the count is zero.

Detailed Breakdown by Incident Type

| INCIDENT TYPE | # INCIDENTS | % of TOTAL |
|--|-------------|----------------|
| 111 - Building fire | 2 | 0.45% |
| 130 - Mobile property (vehicle) fire, other | 2 | 0.45% |
| 140 - Natural vegetation fire, other | 2 | 0.45% |
| 141 - Forest, woods or wildland fire | 10 | 2.25% |
| 142 - Brush or brush-and-grass mixture fire | 3 | 0.68% |
| 143 - Grass fire | 1 | 0.23% |
| 154 - Dumpster or other outside trash receptacle fire | 1 | 0.23% |
| 311 - Medical assist, assist EMS crew | 1 | 0.23% |
| 321 - EMS call, excluding vehicle accident with injury | 331 | 74.55% |
| 322 - Motor vehicle accident with injuries | 9 | 2.03% |
| 324 - Motor vehicle accident with no injuries. | 5 | 1.13% |
| 411 - Gasoline or other flammable liquid spill | 1 | 0.23% |
| 440 - Electrical wiring/equipment problem, other | 1 | 0.23% |
| 500 - Service Call, other | 2 | 0.45% |
| 553 - Public service | 3 | 0.68% |
| 561 - Unauthorized burning | 24 | 5.41% |
| 571 - Cover assignment, standby, moveup | 2 | 0.45% |
| 600 - Good intent call, other | 2 | 0.45% |
| 611 - Dispatched & cancelled en route | 13 | 2.93% |
| 622 - No incident found on arrival at dispatch address | 12 | 2.70% |
| 631 - Authorized controlled burning | 1 | 0.23% |
| 651 - Smoke scare, odor of smoke | 5 | 1.13% |
| 652 - Steam, vapor, fog or dust thought to be smoke | 1 | 0.23% |
| 671 - HazMat release investigation w/no HazMat | 2 | 0.45% |
| 710 - Malicious, mischievous false call, other | 1 | 0.23% |
| 733 - Smoke detector activation due to malfunction | 1 | 0.23% |
| 735 - Alarm system sounded due to malfunction | 1 | 0.23% |
| 736 - CO detector activation due to malfunction | 1 | 0.23% |
| 743 - Smoke detector activation, no fire - unintentional | 1 | 0.23% |
| 744 - Detector activation, no fire - unintentional | 1 | 0.23% |
| 745 - Alarm system activation, no fire - unintentional | 1 | 0.23% |
| 746 - Carbon monoxide detector activation, no CO | 1 | 0.23% |
| TOTAL INCIDENTS: | 444 | 100.00% |

Only REVIEWED incidents included. Summary results for a major incident type are not displayed if the count is zero.

Burlington Fire Department

Burlington, IA

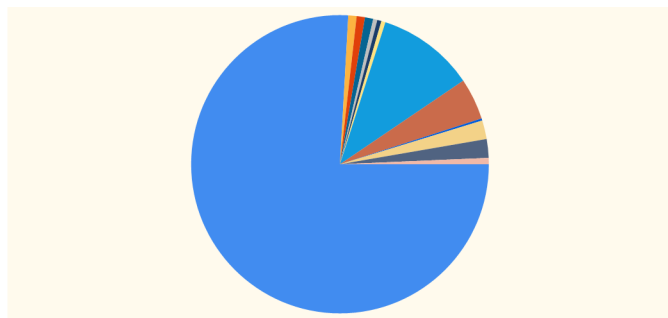
This report was generated on 5/15/2018 1:20:11 PM



Count of Incidents by Incident Type per Zone

Incident Status: Reviewed | Start Date: 04/01/2018 | End Date: 04/30/2018

% of Incidents per Zone



- C-Burlington - City of Burlington
- C-Danville - City of Danville
- C-Middletown - City of Middletown
- T-Con Township - Concordia Township
- C-Mediapolis - City of Mediapolis
- Out of County - Out of County
- T-Dan Township - Danville Township
- C-West Burlington - City of West Burlington

| INCIDENT TYPE | # INCIDENTS | % of TOTAL |
|--|-------------|------------|
| C-Burlington - City of Burlington | | |
| 111 - Building fire | 1 | 0.23% |
| 130 - Mobile property (vehicle) fire, other | 2 | 0.45% |
| 140 - Natural vegetation fire, other | 2 | 0.45% |
| 141 - Forest, woods or wildland fire | 6 | 1.35% |
| 142 - Brush or brush-and-grass mixture fire | 1 | 0.23% |
| 143 - Grass fire | 1 | 0.23% |
| 154 - Dumpster or other outside trash receptacle fire | 1 | 0.23% |
| 321 - EMS call, excluding vehicle accident with injury | 252 | 56.76% |
| 322 - Motor vehicle accident with injuries | 6 | 1.35% |
| 324 - Motor vehicle accident with no injuries. | 2 | 0.45% |
| 411 - Gasoline or other flammable liquid spill | 1 | 0.23% |
| 440 - Electrical wiring/equipment problem, other | 1 | 0.23% |
| 500 - Service Call, other | 2 | 0.45% |
| 553 - Public service | 3 | 0.68% |
| 561 - Unauthorized burning | 23 | 5.18% |
| 571 - Cover assignment, standby, moveup | 1 | 0.23% |
| 600 - Good intent call, other | 2 | 0.45% |
| 611 - Dispatched & cancelled en route | 4 | 0.90% |
| 622 - No incident found on arrival at dispatch address | 11 | 2.48% |
| 631 - Authorized controlled burning | 1 | 0.23% |
| 651 - Smoke scare, odor of smoke | 4 | 0.90% |
| 652 - Steam, vapor, fog or dust thought to be smoke | 1 | 0.23% |
| 671 - HazMat release investigation w/no HazMat | 2 | 0.45% |
| 710 - Malicious, mischievous false call, other | 1 | 0.23% |
| 733 - Smoke detector activation due to malfunction | 1 | 0.23% |
| 735 - Alarm system sounded due to malfunction | 1 | 0.23% |
| 736 - CO detector activation due to malfunction | 1 | 0.23% |
| 743 - Smoke detector activation, no fire - unintentional | 1 | 0.23% |

Report shows count of incidents for Status selected.

| | | |
|--|------------|---------------|
| 745 - Alarm system activation, no fire - unintentional | 1 | 0.23% |
| 746 - Carbon monoxide detector activation, no CO | 1 | 0.23% |
| Zone: C-Burlington - City of Burlington Total Incident: | 337 | 75.90% |
| C-Danville - City of Danville | | |
| 321 - EMS call, excluding vehicle accident with injury | 4 | 0.90% |
| Zone: C-Danville - City of Danville Total Incident: | 4 | 0.90% |
| C-Mediapolis - City of Mediapolis | | |
| 321 - EMS call, excluding vehicle accident with injury | 1 | 0.23% |
| 611 - Dispatched & cancelled en route | 1 | 0.23% |
| Zone: C-Mediapolis - City of Mediapolis Total Incident: | 2 | 0.45% |
| C-Middletown - City of Middletown | | |
| 321 - EMS call, excluding vehicle accident with injury | 4 | 0.90% |
| Zone: C-Middletown - City of Middletown Total Incident: | 4 | 0.90% |
| C-West Burlington - City of West Burlington | | |
| 311 - Medical assist, assist EMS crew | 1 | 0.23% |
| 321 - EMS call, excluding vehicle accident with injury | 41 | 9.23% |
| 322 - Motor vehicle accident with injuries | 1 | 0.23% |
| 324 - Motor vehicle accident with no injuries. | 1 | 0.23% |
| 611 - Dispatched & cancelled en route | 2 | 0.45% |
| 622 - No incident found on arrival at dispatch address | 1 | 0.23% |
| Zone: C-West Burlington - City of West Burlington Total Incident: | 47 | 10.59% |
| Henderson - Henderson County | | |
| 321 - EMS call, excluding vehicle accident with injury | 14 | 3.15% |
| 322 - Motor vehicle accident with injuries | 1 | 0.23% |
| 611 - Dispatched & cancelled en route | 4 | 0.90% |
| 651 - Smoke scare, odor of smoke | 1 | 0.23% |
| Zone: Henderson - Henderson County Total Incident: | 20 | 4.50% |
| Out of County - Out of County | | |
| 321 - EMS call, excluding vehicle accident with injury | 2 | 0.45% |
| Zone: Out of County - Out of County Total Incident: | 2 | 0.45% |
| T-Ben Township - Benton Township | | |
| 571 - Cover assignment, standby, moveup | 1 | 0.23% |
| Zone: T-Ben Township - Benton Township Total Incident: | 1 | 0.23% |
| T-Con Township - Concordia Township | | |
| 111 - Building fire | 1 | 0.23% |
| 141 - Forest, woods or wildland fire | 1 | 0.23% |
| 321 - EMS call, excluding vehicle accident with injury | 1 | 0.23% |
| 561 - Unauthorized burning | 1 | 0.23% |
| Zone: T-Con Township - Concordia Township Total Incident: | 4 | 0.90% |
| T-Dan Township - Danville Township | | |
| 321 - EMS call, excluding vehicle accident with injury | 1 | 0.23% |
| 322 - Motor vehicle accident with injuries | 1 | 0.23% |

Report shows count of incidents for Status selected.

| INCIDENT TYPE | # INCIDENTS | % of TOTAL |
|---|-------------|-------------|
| Zone: T-Dan Township - Danville Township Total Incident: | 2 | 0.45% |
| T-Flt Riv Township - Flint River Township | | |
| 141 - Forest, woods or wildland fire | 2 | 0.45% |
| 321 - EMS call, excluding vehicle accident with injury | 4 | 0.90% |
| 324 - Motor vehicle accident with no injuries. | 1 | 0.23% |
| 611 - Dispatched & cancelled en route | 2 | 0.45% |
| Zone: T-Flt Riv Township - Flint River Township Total Incident: | 9 | 2.03% |
| T-Tama Township - Tama Township | | |
| 141 - Forest, woods or wildland fire | 1 | 0.23% |
| 142 - Brush or brush-and-grass mixture fire | 2 | 0.45% |
| 321 - EMS call, excluding vehicle accident with injury | 5 | 1.13% |
| 324 - Motor vehicle accident with no injuries. | 1 | 0.23% |
| Zone: T-Tama Township - Tama Township Total Incident: | 9 | 2.03% |
| T-Union Township - Union Township | | |
| 321 - EMS call, excluding vehicle accident with injury | 2 | 0.45% |
| 744 - Detector activation, no fire - unintentional | 1 | 0.23% |
| Zone: T-Union Township - Union Township Total Incident: | 3 | 0.68% |
| TOTAL INCIDENTS FOR ALL ZONES: | 444 | 100% |

Report shows count of incidents for Status selected.

Burlington Fire Department

Burlington, IA

This report was generated on 5/15/2018 1:21:45 PM



Patient Transport Count per Destination for Date Range (N2-N3)

Start Date: 04/01/2018 | End Date: 04/30/2018

| HOSPITAL DESTINATION | # TRANSPORTS |
|--|--------------|
| Burlington Care Center | 2 |
| Genesis East | 2 |
| Great River Medical Center | 223 |
| Henry County Health Center | 1 |
| Prairie Ridge Care & Rehabilitation Center | 1 |
| Residence | 1 |
| Sunnybrook Assisted Living | 1 |
| University of Iowa Hospital & Clinic | 8 |

Only REVIEWED incidents included. This report now returns both NEMSIS 2 & 3 data as appropriate.

Matt Trexel

From: LIFENET Notifications Service <web@lifenetsystems.com>
Sent: Tuesday, May 01, 2018 1:15 AM
To: Matt Trexel
Subject: LIFENET System: Transmission Summary Report is available (4/1/2018 - 5/1/2018)

LIFENET[®] System



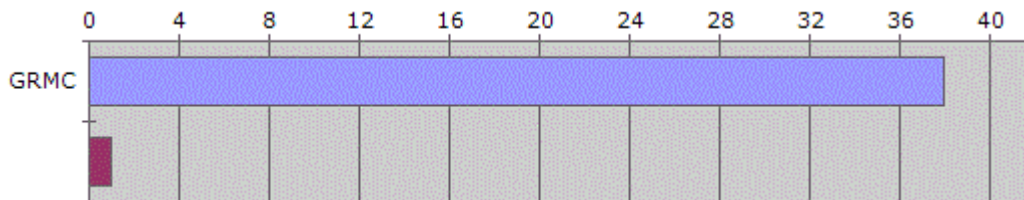
LIFENET Monthly Transmission Summary

4/1/2018 - 5/1/2018

Account Name: Burlington Fire Department (Burlington, IA)

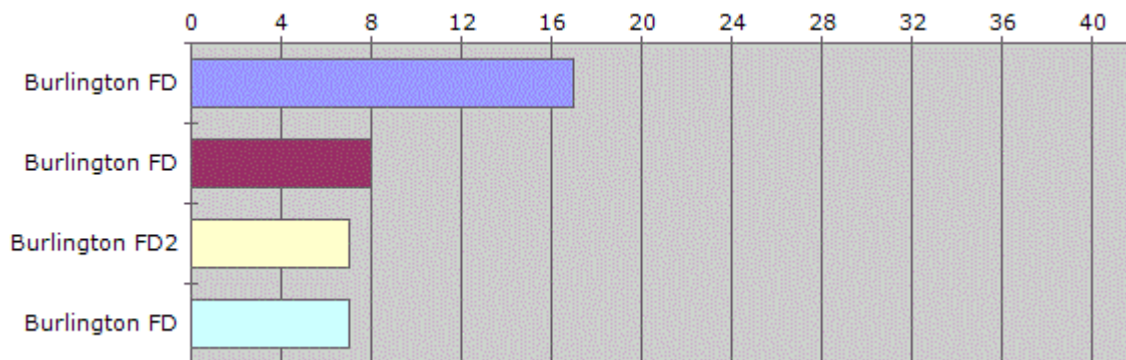
Total Transmissions in April: 39

Transmissions to Site: GRMC 38
Transmissions to Site: **Unknown** 1

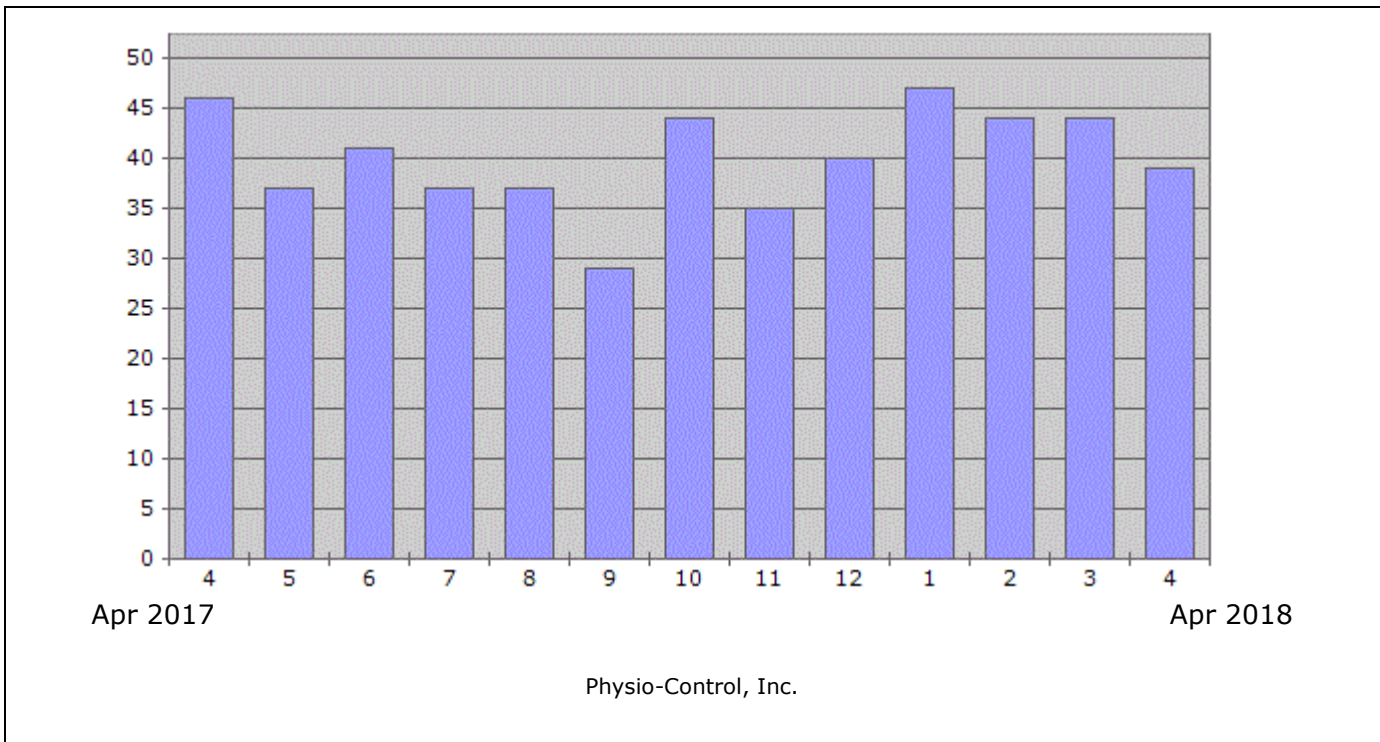


Transmissions by Device/Gateway: 39

LIFEPAK 15 S/N 42592232 Burlington FD 17
LIFEPAK 15 S/N 45036207 Burlington FD 8
LIFEPAK 15 S/N 42595992 Burlington FD2 7
LIFEPAK 15 S/N 45037513 Burlington FD 7



13 Month Transmission History:



Log on to LIFENET System website to view this report and other associated information:
https://www.lifenetsystems.com/system_reports.aspx

Notification occurred: 5/1/2018 1:14:30 AM (UTC-05:00)

To unsubscribe from this notification, please follow the link below:

https://www.lifenetsystems.com/my_notifications.aspx