



Burlington Fire Department Monthly Report March 2018

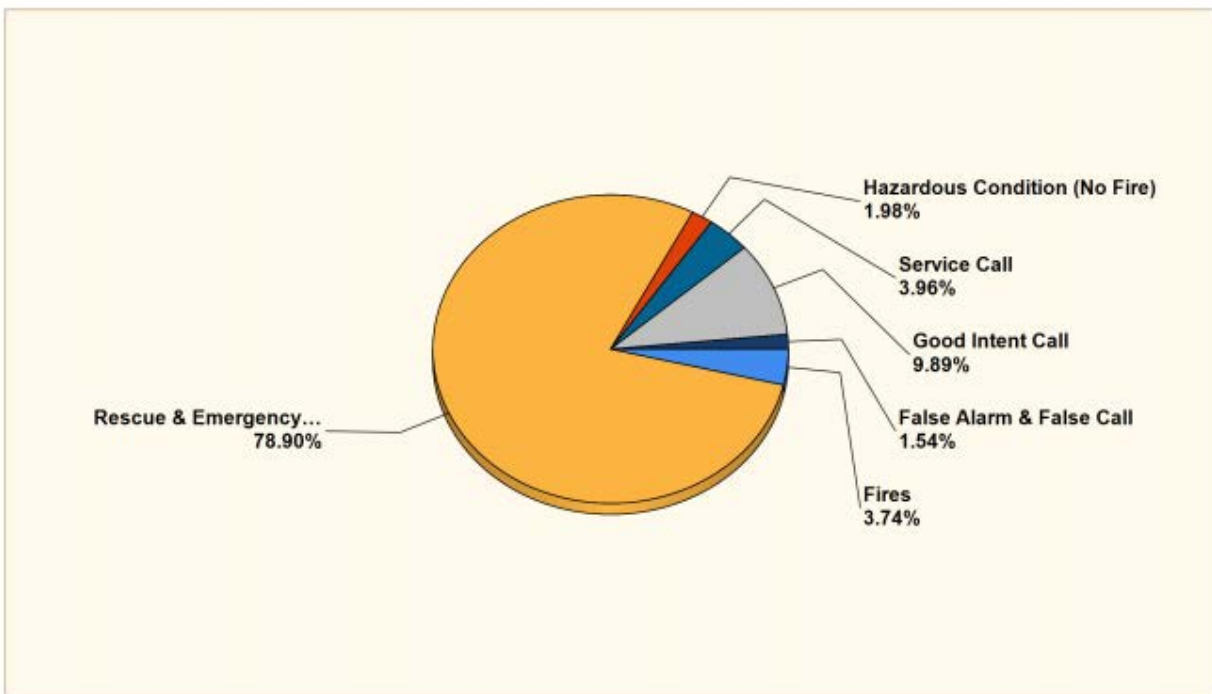
“The Mission of the Burlington Fire Department is to provide for the fire and life safety needs of the community in the most professional, courteous, and efficient manner possible.”

Operations

We had 455 calls for service in March, including 359 EMS calls and 96 fire calls. 197 calls were overlapping. 338 calls (74%) were within the city limits of Burlington. The average response time for all emergency calls was 7 minutes and 19 seconds. For the city of Burlington, the average response time was 6 minutes.

On March 19th, Shift #2 responded to 19 calls including 11 calls during a 2.5 hour time frame (5:45 pm - 8:15 pm). During this time they were able to cover all calls utilizing on-duty crews and all 5 ambulances. For a period of time only the Battalion Chief was available to respond and our closest backup service (Superior Ambulance) was unavailable.

Figure 1 - Major Incident Types (March 2018)




Training

There were over 400 hours of training recorded in March. Battalion Chief Wagoner and Captain Toops attended the two week “*Basic Fire/Arson Investigator School*” held at the Iowa Fire Service Training Bureau in Ames. They received instruction and hands-on experience in determining a fire’s point of origin, collecting

evidence, explosives, and other areas. Four members of the department attended a one day class on fire pattern recognition in Moline.

Other training attended in March included our monthly EMS formal education held at Central Fire Station, various recruit training classes, and several webinars. Four member of the department attended the “*Stop the Bleed, Train the Trainer*” class held at Great River Medical Center. This class allows those in attendance to apply to be instructors for “*Stop the Bleed*” a national program aimed at educating people on how to save lives through stopping blood loss by various means including the use of tourniquets and blood clotting agents.



Fire Prevention

Fire Marshal Crooks conducted several inspections and witnessed various sprinkler and fire alarm tests March. Businesses he visited include the Hampton Inn, Super 8 Motel, Majestic Estate, the Valley Monster Pub, Stone Gate Village Apartments, the new Burlington Police Department, and the Dog House. He also attended several training classes including a class entitled “*Arson and the Mentally Ill*” which was instructed by attorneys from the Scott County Attorney’s Office.

Crews installed 9 smoke alarms in March. Crews also presented several educational programs including a fire safety program to 30 residents of the Friedenheim

Community Apartments on Madison Avenue and a career presentation to students of West Central High School in Henderson County, Illinois.



Other Activities

- Battalion Chief Bullinger and Chief Trexel attended the Des Moines County EMS Association meeting.
- Deputy Chief Ryan attended the Henderson County EMS Association meeting.
- Ambulance crews provided EMS standby for Snowbull.
- Fire Marshal Crooks and Chief Trexel attended the annual Quad Townships Fire Association meeting at Central Fire Station.
- Shift #1 and Chief Trexel conducted a tour of Central Station and demonstrations for the Citizen's Academy.
- Deputy Chief Ryan and Chief Trexel attended the Des Moines County Firefighter's Association meeting in Danville.
- Several members of the department attended the Midwest Magic's Magical Afternoon.

2018 US fire statistics through April 12, 2018

- 968 civilians killed in residential structure fires including 13 in Iowa
- 26 firefighters died in the line of duty

Respectfully Submitted,

Matt Trexel

Fire Chief

Burlington Fire Department

Burlington, IA

This report was generated on 4/10/2018 9:34:53 AM



Incident Statistics

Start Date: 03/01/2018 | End Date: 03/31/2018

INCIDENT COUNT			
INCIDENT TYPE		# INCIDENTS	
EMS		359	
FIRE		96	
TOTAL		455	
TOTAL TRANSPORTS (N2 and N3)			
APPARATUS	# of APPARATUS TRANSPORTS	# of PATIENT TRANSPORTS	TOTAL # of PATIENT CONTACTS
0	0	0	0
721	0	2	2
751	106	158	158
752	4	6	6
753	77	86	86
754	6	10	10
755	70	93	93
TOTAL	263	355	355
PRE-INCIDENT VALUE		LOSSES	
\$1,508,300.00		\$581,150.00	
CO CHECKS			
424 - Carbon monoxide incident		6	
746 - Carbon monoxide detector activation, no CO		1	
TOTAL		7	
MUTUAL AID			
Aid Type		Total	
Aid Given		1	
Aid Received		4	
OVERLAPPING CALLS			
# OVERLAPPING		% OVERLAPPING	
197		43.3	
LIGHTS AND SIREN - AVERAGE RESPONSE TIME (Dispatch to Arrival)			
Station	EMS	FIRE	
Station 1	0:06:59	0:10:32	
Station 2	0:04:54	0:05:41	
Station 3 (Public Works)	0:09:20	0:10:35	
Station 3 (WBFD)	0:07:35	0:04:16	

Only Reviewed Incidents included. CO Checks only includes Incident Types: 424, 736 and 734. # Apparatus Transports = # of incidents where apparatus transported. # Patient Transports = # of PCR with disposition "Treated, Transported by EMS". # Patient Contacts = # of PCR contacted by apparatus. This report now returns both NEMSIS 2 & 3 data as appropriate.

AVERAGE FOR ALL CALLS		0:07:19
LIGHTS AND SIREN - AVERAGE TURNOUT TIME (Dispatch to Enroute)		
Station	EMS	FIRE
Station 1	0:01:37	0:03:06
Station 2	0:01:39	0:02:14
Station 3 (Public Works)	0:02:14	0:01:07
Station 3 (WBFD)	0:01:45	0:01:33
AVERAGE FOR ALL CALLS		0:01:59
AGENCY	AVERAGE TIME ON SCENE (MM:SS)	
Burlington Fire Department	24:45	

Only Reviewed Incidents included. CO Checks only includes Incident Types: 424, 736 and 734. # Apparatus Transports = # of incidents where apparatus transported. # Patient Transports = # of PCR with disposition "Treated, Transported by EMS". # Patient Contacts = # of PCR contacted by apparatus. This report now returns both NEMSIS 2 & 3 data as appropriate.

Burlington Fire Department

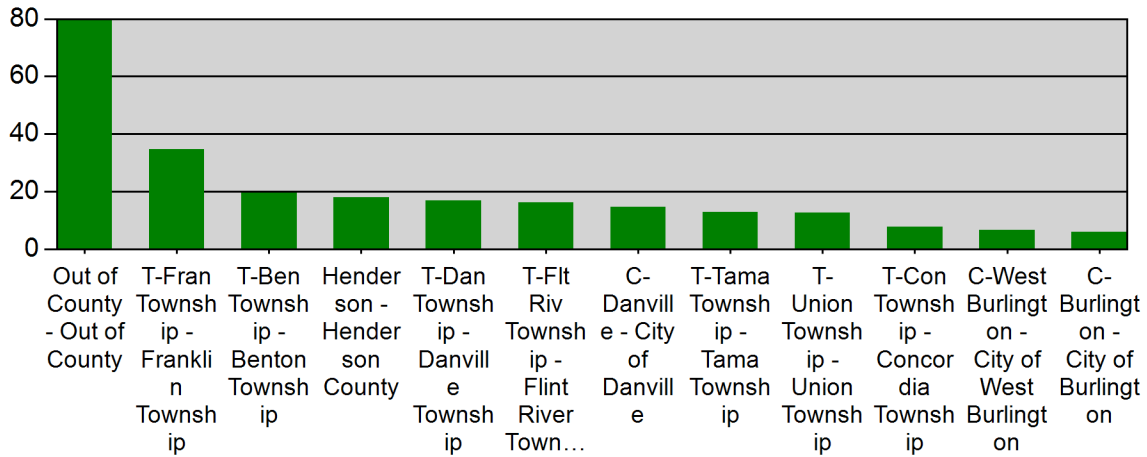
Burlington, IA

This report was generated on 4/11/2018 3:54:27 PM



Average Response Time per Zone for Date Range

Start Date: 03/01/2018 | End Date: 03/31/2018



Zone	AVERAGE RESPONSE TIME in minutes (Dispatch to Arrived)
Out of County - Out of County	79.58
T-Fran Township - Franklin Township	34.70
T-Ben Township - Benton Township	19.58
Henderson - Henderson County	17.89
T-Dan Township - Danville Township	16.85
T-Flt Riv Township - Flint River Township	16.06
C-Danville - City of Danville	14.53
T-Tama Township - Tama Township	12.76
T-Union Township - Union Township	12.61
T-Con Township - Concordia Township	7.76
C-West Burlington - City of West Burlington	6.59
C-Burlington - City of Burlington	5.97

Only REVIEWED incidents included

Burlington Fire Department

Burlington, IA

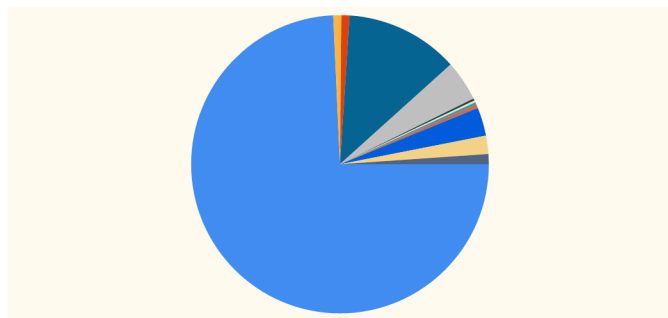
This report was generated on 4/11/2018 8:07:06 AM



Count of Incidents by Incident Type per Zone

Incident Status: Reviewed | Start Date: 03/01/2018 | End Date: 03/31/2018

% of Incidents per Zone



- C-Burlington - City of Burlington
- C-Danville - City of Danville
- T-Con Township - Concordia Township
- C-West Burlington - City of West Burlington
- Henderson - Henderson County
- Out of County - Out of County
- T-Dan Township - Danville Township
- T-Fran Township - Franklin Township

INCIDENT TYPE	# INCIDENTS	% of TOTAL
C-Burlington - City of Burlington		
111 - Building fire	4	0.88%
142 - Brush or brush-and-grass mixture fire	1	0.22%
143 - Grass fire	1	0.22%
162 - Outside equipment fire	1	0.22%
311 - Medical assist, assist EMS crew	1	0.22%
321 - EMS call, excluding vehicle accident with injury	256	56.26%
322 - Motor vehicle accident with injuries	2	0.44%
324 - Motor vehicle accident with no injuries.	5	1.10%
365 - Watercraft rescue	1	0.22%
381 - Rescue or EMS standby	1	0.22%
412 - Gas leak (natural gas or LPG)	2	0.44%
424 - Carbon monoxide incident	6	1.32%
445 - Arcing, shorted electrical equipment	1	0.22%
522 - Water or steam leak	1	0.22%
531 - Smoke or odor removal	1	0.22%
551 - Assist police or other governmental agency	1	0.22%
553 - Public service	2	0.44%
561 - Unauthorized burning	8	1.76%
571 - Cover assignment, standby, moveup	4	0.88%
611 - Dispatched & cancelled en route	13	2.86%
622 - No incident found on arrival at dispatch address	17	3.74%
651 - Smoke scare, odor of smoke	1	0.22%
652 - Steam, vapor, fog or dust thought to be smoke	1	0.22%
671 - HazMat release investigation w/no HazMat	1	0.22%
733 - Smoke detector activation due to malfunction	1	0.22%
743 - Smoke detector activation, no fire - unintentional	1	0.22%
744 - Detector activation, no fire - unintentional	1	0.22%
745 - Alarm system activation, no fire - unintentional	3	0.66%

Report shows count of incidents for Status selected.

INCIDENT TYPE	# INCIDENTS	% of TOTAL
Zone: C-Burlington - City of Burlington Total Incident:	338	74.29%
C-Danville - City of Danville		
321 - EMS call, excluding vehicle accident with injury	4	0.88%
Zone: C-Danville - City of Danville Total Incident:	4	0.88%
C-West Burlington - City of West Burlington		
311 - Medical assist, assist EMS crew	1	0.22%
321 - EMS call, excluding vehicle accident with injury	52	11.43%
322 - Motor vehicle accident with injuries	1	0.22%
611 - Dispatched & cancelled en route	2	0.44%
Zone: C-West Burlington - City of West Burlington Total Incident:	56	12.31%
Henderson - Henderson County		
321 - EMS call, excluding vehicle accident with injury	14	3.08%
322 - Motor vehicle accident with injuries	2	0.44%
324 - Motor vehicle accident with no injuries.	1	0.22%
611 - Dispatched & cancelled en route	3	0.66%
Zone: Henderson - Henderson County Total Incident:	20	4.40%
Out of County - Out of County		
321 - EMS call, excluding vehicle accident with injury	1	0.22%
Zone: Out of County - Out of County Total Incident:	1	0.22%
T-Ben Township - Benton Township		
551 - Assist police or other governmental agency	1	0.22%
611 - Dispatched & cancelled en route	1	0.22%
Zone: T-Ben Township - Benton Township Total Incident:	2	0.44%
T-Con Township - Concordia Township		
142 - Brush or brush-and-grass mixture fire	2	0.44%
321 - EMS call, excluding vehicle accident with injury	1	0.22%
611 - Dispatched & cancelled en route	1	0.22%
Zone: T-Con Township - Concordia Township Total Incident:	4	0.88%
T-Dan Township - Danville Township		
321 - EMS call, excluding vehicle accident with injury	1	0.22%
Zone: T-Dan Township - Danville Township Total Incident:	1	0.22%
T-Flt Riv Township - Flint River Township		
111 - Building fire	1	0.22%
142 - Brush or brush-and-grass mixture fire	1	0.22%
321 - EMS call, excluding vehicle accident with injury	8	1.76%
611 - Dispatched & cancelled en route	1	0.22%
622 - No incident found on arrival at dispatch address	1	0.22%
631 - Authorized controlled burning	1	0.22%
652 - Steam, vapor, fog or dust thought to be smoke	1	0.22%
Zone: T-Flt Riv Township - Flint River Township Total Incident:	14	3.08%

Report shows count of incidents for Status selected.

INCIDENT TYPE	# INCIDENTS	% of TOTAL
T-Fran Township - Franklin Township		
141 - Forest, woods or wildland fire	1	0.22%
Zone: T-Fran Township - Franklin Township Total Incident:	1	0.22%
T-Tama Township - Tama Township		
141 - Forest, woods or wildland fire	2	0.44%
142 - Brush or brush-and-grass mixture fire	1	0.22%
321 - EMS call, excluding vehicle accident with injury	6	1.32%
Zone: T-Tama Township - Tama Township Total Incident:	9	1.98%
T-Union Township - Union Township		
131 - Passenger vehicle fire	1	0.22%
143 - Grass fire	1	0.22%
321 - EMS call, excluding vehicle accident with injury	1	0.22%
631 - Authorized controlled burning	1	0.22%
746 - Carbon monoxide detector activation, no CO	1	0.22%
Zone: T-Union Township - Union Township Total Incident:	5	1.10%
TOTAL INCIDENTS FOR ALL ZONES:	455	100%

Report shows count of incidents for Status selected.

Burlington Fire Department

Burlington, IA

This report was generated on 4/11/2018 7:19:48 AM



Patient Transport Count per Destination for Date Range (N2-N3)

Start Date: 03/01/2018 | End Date: 03/31/2018

HOSPITAL DESTINATION	# TRANSPORTS
Burlington Care Center	1
Genesis East	1
Great River Medical Center	235
Klein Unit	5
OSF Family Medical Center	1
OSF Healthcare Peoria	1
Prairie Ridge Care & Rehabilitation Center	1
Sunnybrook Assisted Living	1
Unity Point Trinity	1
University of Iowa Hospital & Clinic	6
Veterans Hospital	1

Only REVIEWED incidents included. This report now returns both NEMSIS 2 & 3 data as appropriate.

Burlington Fire Department

Burlington, IA

This report was generated on 4/11/2018 7:17:14 AM



Count of Medications Given for Date Range (N2-N3)

Start Date: 03/01/2018 | End Date: 03/31/2018

MEDICATION	# TIMES ADMINISTERED
Adenosine	1
Albuterol	23
Aspirin	19
Atropine	2
Dextrose 5 % Injectable Solution	1
Dextrose 50 % Injectable Solution	5
Diazepam	2
Dopamine	1
Epinephrine 1 MG/ML	4
Etomidate	1
Fentanyl	23
Glucose Oral Gel	2
Heparin	1
Ketamine	1
Midazolam	13
Morphine	12
Naloxone	5
Nitroglycerin	18
Normal saline	16
Ondansetron	12
Oxygen	71
Vecuronium	1

This report now returns both NEMSIS 2 & 3 data as appropriate. For Nemsis 2 Patients: report includes patient information where YES is selected for the WAS PATIENT TRANSPORTED BY THIS UNIT? question on the EMS Patient Questionnaire screen of a PCR. Only REVIEWED incidents included.

Burlington Fire Department

Burlington, IA

This report was generated on 4/11/2018 2:08:02 PM



Incident Count per Complaint Reported by Dispatch for Date Range (NEMSIS 3 Incidents Only)

Start Date: 03/01/2018 | End Date: 03/31/2018

COMPLAINT REPORTED BY DISPATCH	# INCIDENTS
Abdominal Pain/Problems	2
Animal Bite	2
Assault	4
Back Pain (Non-Traumatic)	3
Breathing Problem	47
Carbon Monoxide/Hazmat/Inhalation/CBRN	1
Cardiac Arrest/Death	3
Chest Pain (Non-Traumatic)	27
Choking	1
Convulsions/Seizure	18
Diabetic Problem	9
Falls	63
Headache	2
Heart Problems/AICD	3
Hemorrhage/Laceration	6
Medical Alarm	4
No Other Appropriate Choice	30
Overdose/Poisoning/Ingestion	6
Pregnancy/Childbirth/Miscarriage	2
Psychiatric Problem/Abnormal Behavior/Suicide Attempt	8
Sick Person	24
Stroke/CVA	14
Traffic/Transportation Incident	8
Transfer/Interfacility/Palliative Care	29
Traumatic Injury	4
Unconscious/Fainting/Near-Fainting	24
Unknown Problem/Person Down	6
Well Person Check	2

Incidents included must be NEMSIS 3 and either Complete or Reviewed. COMPLAINT REPORTED BY DISPATCH is recorded on Basic Info 5. If looking for NEMSIS 2 Incidents, refer to Report #1041.

Burlington Fire Department

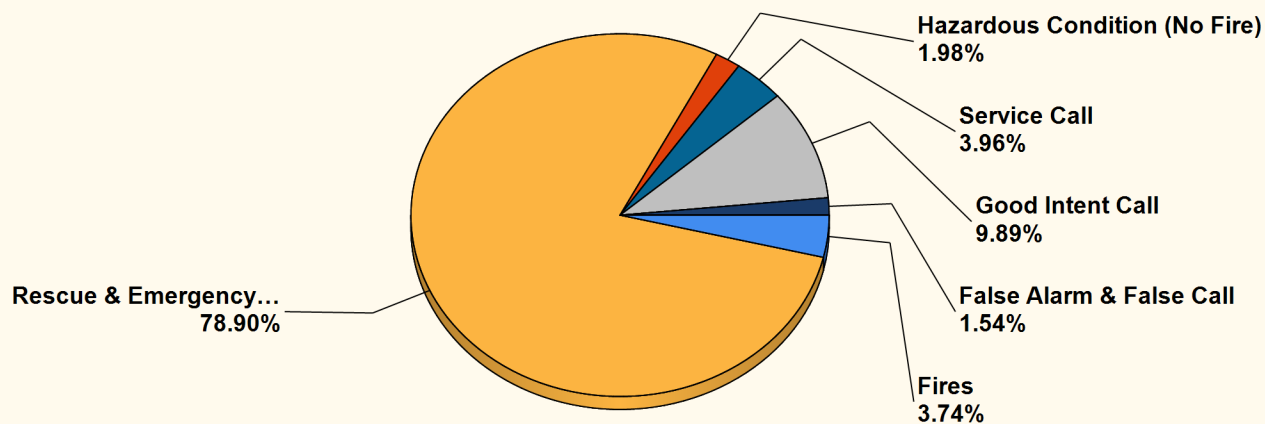
Burlington, IA

This report was generated on 4/11/2018 3:57:00 PM



Breakdown by Major Incident Types for Date Range

Zone(s): All Zones | Start Date: 03/01/2018 | End Date: 03/31/2018



MAJOR INCIDENT TYPE	# INCIDENTS	% of TOTAL
Fires	17	3.74%
Rescue & Emergency Medical Service	359	78.90%
Hazardous Condition (No Fire)	9	1.98%
Service Call	18	3.96%
Good Intent Call	45	9.89%
False Alarm & False Call	7	1.54%
TOTAL	455	100.00%

Only REVIEWED incidents included. Summary results for a major incident type are not displayed if the count is zero.

Detailed Breakdown by Incident Type

INCIDENT TYPE	# INCIDENTS	% of TOTAL
111 - Building fire	5	1.10%
131 - Passenger vehicle fire	1	0.22%
141 - Forest, woods or wildland fire	3	0.66%
142 - Brush or brush-and-grass mixture fire	5	1.10%
143 - Grass fire	2	0.44%
162 - Outside equipment fire	1	0.22%
311 - Medical assist, assist EMS crew	2	0.44%
321 - EMS call, excluding vehicle accident with injury	344	75.60%
322 - Motor vehicle accident with injuries	5	1.10%
324 - Motor vehicle accident with no injuries.	6	1.32%
365 - Watercraft rescue	1	0.22%
381 - Rescue or EMS standby	1	0.22%
412 - Gas leak (natural gas or LPG)	2	0.44%
424 - Carbon monoxide incident	6	1.32%
445 - Arcing, shorted electrical equipment	1	0.22%
522 - Water or steam leak	1	0.22%
531 - Smoke or odor removal	1	0.22%
551 - Assist police or other governmental agency	2	0.44%
553 - Public service	2	0.44%
561 - Unauthorized burning	8	1.76%
571 - Cover assignment, standby, moveup	4	0.88%
611 - Dispatched & cancelled en route	21	4.62%
622 - No incident found on arrival at dispatch address	18	3.96%
631 - Authorized controlled burning	2	0.44%
651 - Smoke scare, odor of smoke	1	0.22%
652 - Steam, vapor, fog or dust thought to be smoke	2	0.44%
671 - HazMat release investigation w/no HazMat	1	0.22%
733 - Smoke detector activation due to malfunction	1	0.22%
743 - Smoke detector activation, no fire - unintentional	1	0.22%
744 - Detector activation, no fire - unintentional	1	0.22%
745 - Alarm system activation, no fire - unintentional	3	0.66%
746 - Carbon monoxide detector activation, no CO	1	0.22%
TOTAL INCIDENTS:	455	100.00%

Only REVIEWED incidents included. Summary results for a major incident type are not displayed if the count is zero.

Matt Trexel

From: LIFENET Notifications Service <web@lifenetsystems.com>
Sent: Sunday, April 01, 2018 1:15 AM
To: Matt Trexel
Subject: LIFENET System: Transmission Summary Report is available (3/1/2018 - 4/1/2018)

LIFENET® System



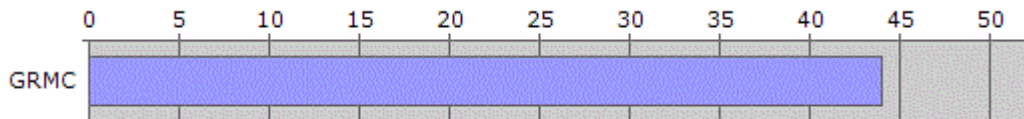
LIFENET Monthly Transmission Summary

3/1/2018 - 4/1/2018

Account Name: Burlington Fire Department (Burlington, IA)

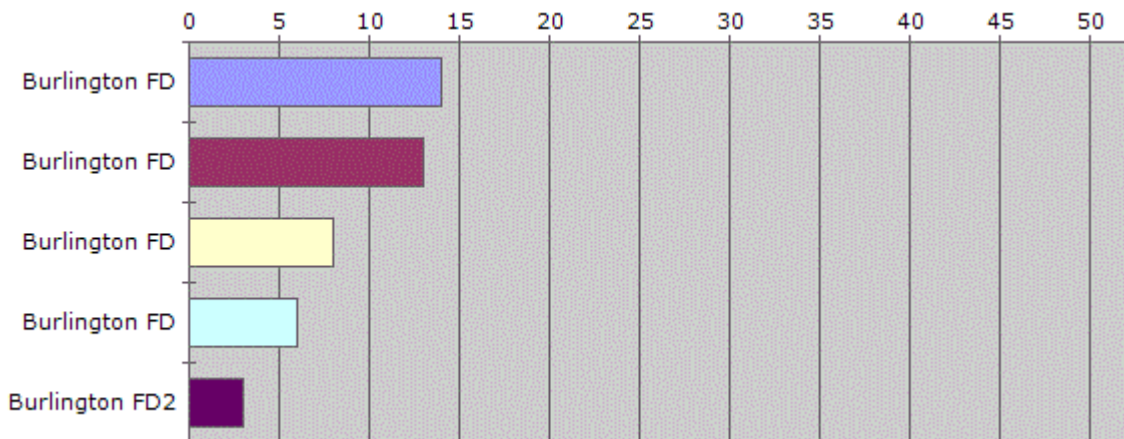
Total Transmissions in March: 44

Transmissions to Site: GRMC 44

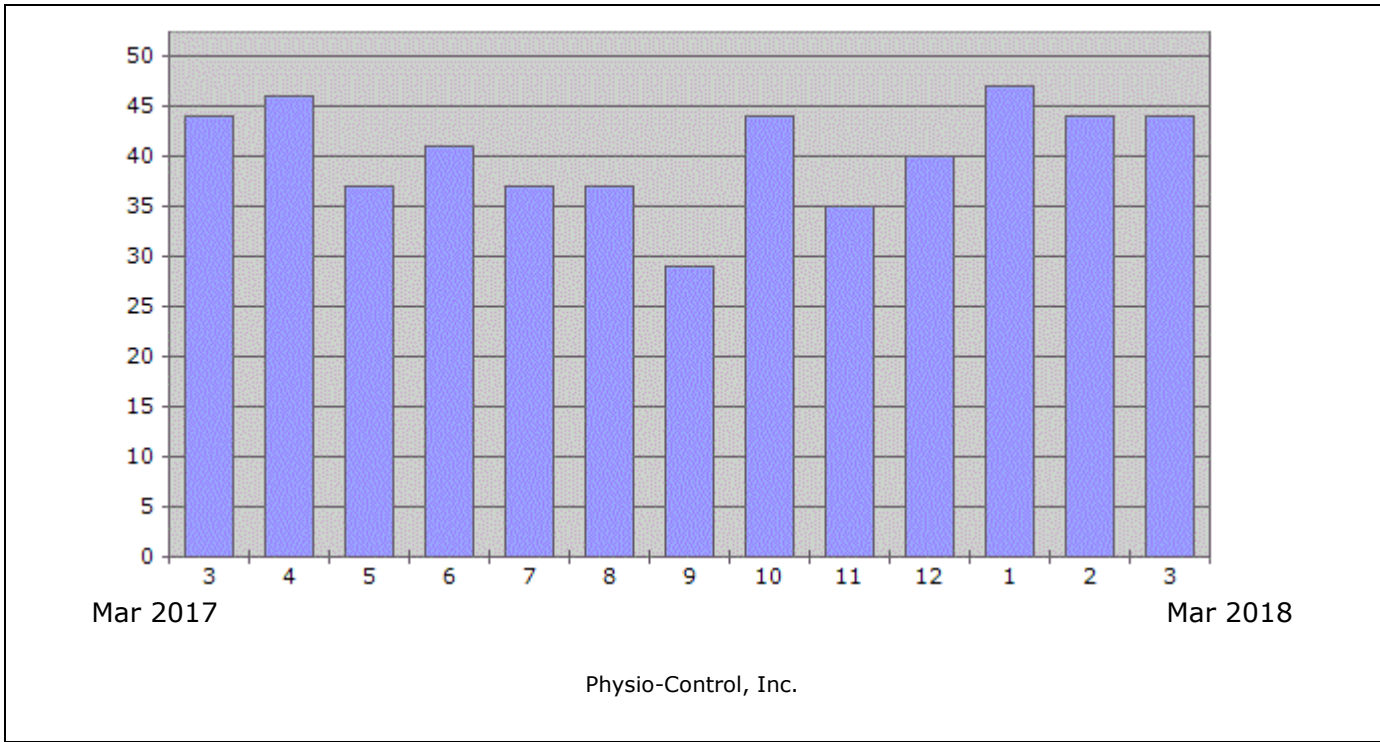


Transmissions by Device/Gateway: 44

LIFEPAK 15	S/N 45037513	Burlington FD	14
LIFEPAK 15	S/N 42592232	Burlington FD	13
LIFEPAK 15	S/N 45036207	Burlington FD	8
LIFEPAK 15	S/N 45039298	Burlington FD	6
LIFEPAK 15	S/N 42595992	Burlington FD2	3



13 Month Transmission History:



Log on to LIFENET System website to view this report and other associated information:
https://www.lifenetsystems.com/system_reports.aspx

Notification occurred: 4/1/2018 1:15:25 AM (UTC-05:00)

To unsubscribe from this notification, please follow the link below:

https://www.lifenetsystems.com/my_notifications.aspx