



Burlington Fire Department Monthly Report February 2018

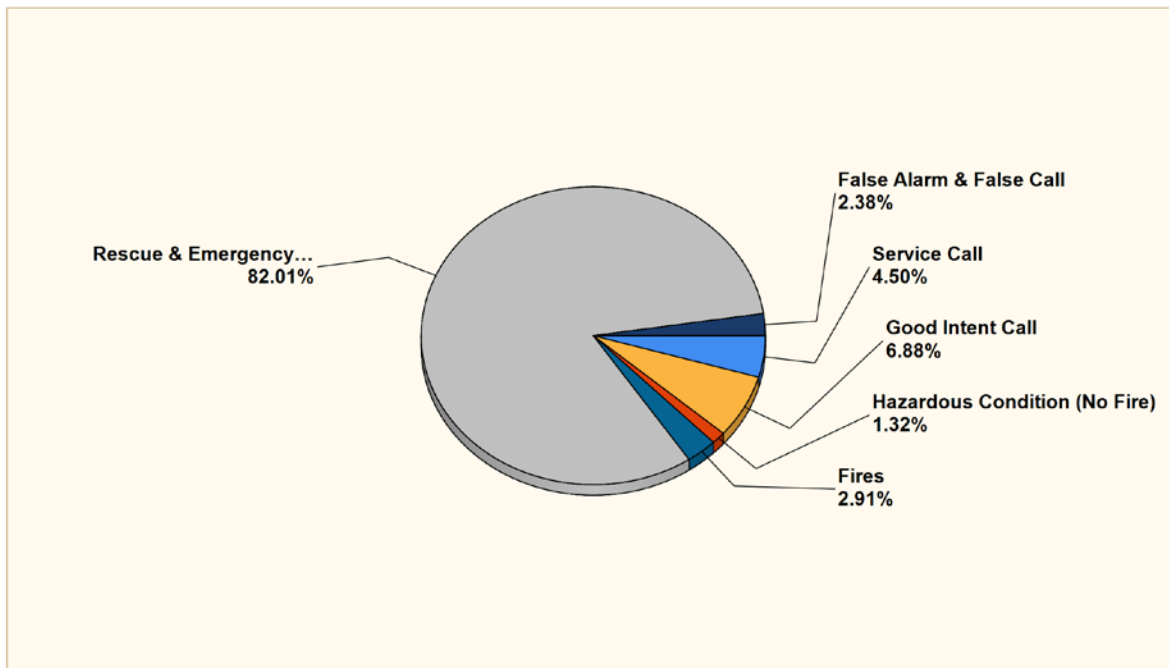
“The Mission of the Burlington Fire Department is to provide for the fire and life safety needs of the community in the most professional, courteous, and efficient manner possible.”

Operations

We had 378 calls for service in February, including 310 EMS calls and 68 fire calls. 152 calls were overlapping. 271 calls (72%) were within the city limits of Burlington. The average response time for all emergency calls was 6 minutes and 54 seconds. For the city of Burlington, the average response time was 5 minutes and 30 seconds.

A promotional ceremony was held on February 13th. Jason Wagoner was promoted to Battalion Chief, Nathan Toops promoted to Captain, and Luke Sneller promoted to Lieutenant.

Figure 1 - Major Incident Types (February, 2018)



Training

There were 326 hours of training recorded in February. Our CPR instructors held several classes with 58 people being certified in CPR for February. Other training included recruit training, mental health education, and our regular EMS formal education classes.

On February 27th the Fire Department hosted a pipeline emergency tabletop drill. Representatives from all Des Moines County fire departments, Burlington and West Burlington Police Departments, Alliant Energy, Burlington Public Works, International

Association of Fire Chiefs, Des Moines County Emergency Management, Great River Medical Center, and TransCanada Pipeline were present. This drill was the result of previous meetings with the International Association of Fire Chiefs, TransCanada Pipeline, Des Moines County Emergency Management, and area fire departments. The purpose of these meetings was to prepare responders (public and private) for a pipeline emergency as several pipelines are located in the county.



Fire Prevention

Fire Marshal Crooks completed 29 inspections in February. He also conducted and witnessed various sprinkler and fire alarm tests, conducted non-required inspections, and met with representatives from several buildings including the new police station, McConnell Lofts, Sterzing Food Company, and the Tama Building. Shift #1 was able to tour the Sterzing Food Company building for fire pre-planning purposes. Crews installed 3 smoke alarms in February.

February 20th marked the 15 year anniversary of the Station Night Club Fire in West Warwick, RI. The fire claimed the lives of 100 people and injured 230 more. Many of the codes we enforce today for “assembly occupancies” have roots in this fire, specifically those that deal with exiting, fire sprinklers, and combustibile wall coverings.

Other Activities

- Battalion Chief Workman and Chief Trexel attended the Des Moines County Firefighter's Association meeting which was held at Central Station.
- All ambulances passed the Illinois EMS inspection.
- Chief Trexel attended the Trauma Committee meeting at GRMC.
- Chief Trexel attended the Des Moines E911 Board meeting.

US fire statistics through March 9, 2018

- 660 civilians killed in residential structure fires including 6 in Iowa
- 10 firefighters died in the line of duty

Respectfully Submitted,

Matt Trexel

Fire Chief

Burlington Fire Department

Burlington, IA

This report was generated on 3/8/2018 7:50:26 AM



Incident Statistics

Start Date: 02/01/2018 | End Date: 02/28/2018

INCIDENT COUNT			
INCIDENT TYPE		# INCIDENTS	
EMS		310	
FIRE		68	
TOTAL		378	
TOTAL TRANSPORTS (N2 and N3)			
APPARATUS	# of APPARATUS TRANSPORTS	# of PATIENT TRANSPORTS	TOTAL # of PATIENT CONTACTS
0	0	0	0
751	95	126	127
752	24	28	28
753	60	80	80
754	1	3	3
755	56	75	75
TOTAL	236	312	313
PRE-INCIDENT VALUE		LOSSES	
\$494,900.00		\$81,000.00	
CO CHECKS			
424 - Carbon monoxide incident		1	
746 - Carbon monoxide detector activation, no CO		3	
TOTAL		4	
MUTUAL AID			
Aid Type		Total	
Aid Received		2	
OVERLAPPING CALLS			
# OVERLAPPING		% OVERLAPPING	
152		40.21	
LIGHTS AND SIREN - AVERAGE RESPONSE TIME (Dispatch to Arrival)			
Station	EMS	FIRE	
Station 1	0:06:31	0:08:40	
Station 2	0:05:25	0:06:16	
Station 3 (Public Works)	0:08:21		
Station 3 (WBFD)	0:07:54		
AVERAGE FOR ALL CALLS		0:06:54	

Only Reviewed Incidents included. CO Checks only includes Incident Types: 424, 736 and 734. # Apparatus Transports = # of incidents where apparatus transported. # Patient Transports = # of PCR with disposition "Treated, Transported by EMS". # Patient Contacts = # of PCR contacted by apparatus. This report now returns both NEMSIS 2 & 3 data as appropriate.

LIGHTS AND SIREN - AVERAGE TURNOUT TIME (Dispatch to Enroute)

Station	EMS	FIRE
Station 1	0:01:41	0:03:27
Station 2	0:01:28	0:02:10
Station 3 (Public Works)	0:02:25	
Station 3 (WBFD)	0:01:21	
AVERAGE FOR ALL CALLS		0:01:56
AGENCY	AVERAGE TIME ON SCENE (MM:SS)	
Burlington Fire Department	23:30	

Only Reviewed Incidents included. CO Checks only includes Incident Types: 424, 736 and 734. # Apparatus Transports = # of incidents where apparatus transported. # Patient Transports = # of PCR with disposition "Treated, Transported by EMS". # Patient Contacts = # of PCR contacted by apparatus. This report now returns both NEMSIS 2 & 3 data as appropriate.

Burlington Fire Department

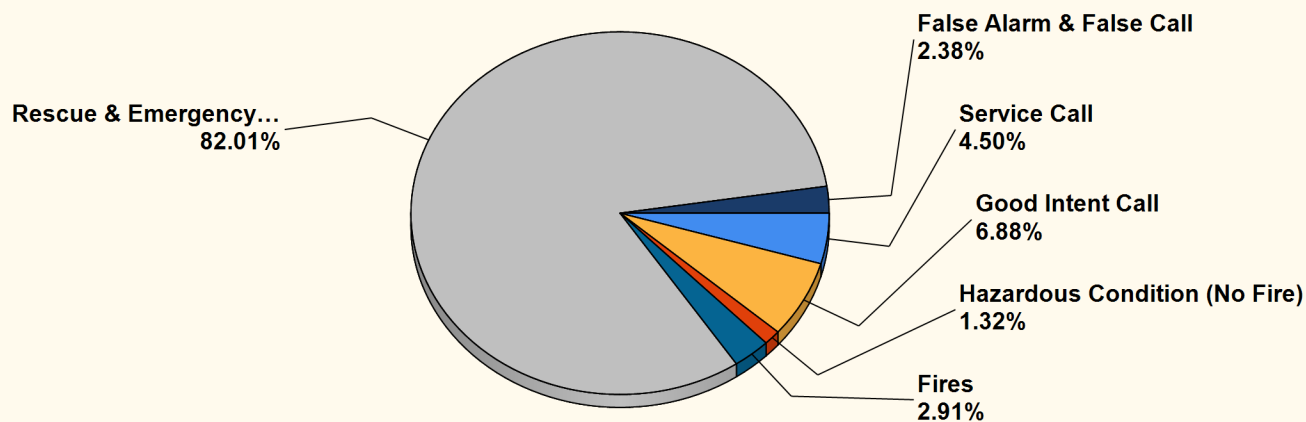
Burlington, IA

This report was generated on 3/8/2018 9:03:15 AM



Breakdown by Major Incident Types for Date Range

Zone(s): All Zones | Start Date: 02/01/2018 | End Date: 02/28/2018



MAJOR INCIDENT TYPE	# INCIDENTS	% of TOTAL
Fires	11	2.91%
Rescue & Emergency Medical Service	310	82.01%
Hazardous Condition (No Fire)	5	1.32%
Service Call	17	4.50%
Good Intent Call	26	6.88%
False Alarm & False Call	9	2.38%
TOTAL	378	100.00%

Only REVIEWED incidents included. Summary results for a major incident type are not displayed if the count is zero.

Detailed Breakdown by Incident Type

INCIDENT TYPE	# INCIDENTS	% of TOTAL
111 - Building fire	4	1.06%
113 - Cooking fire, confined to container	2	0.53%
118 - Trash or rubbish fire, contained	1	0.26%
141 - Forest, woods or wildland fire	1	0.26%
143 - Grass fire	1	0.26%
151 - Outside rubbish, trash or waste fire	2	0.53%
321 - EMS call, excluding vehicle accident with injury	299	79.10%
322 - Motor vehicle accident with injuries	7	1.85%
323 - Motor vehicle/pedestrian accident (MV Ped)	1	0.26%
324 - Motor vehicle accident with no injuries.	3	0.79%
412 - Gas leak (natural gas or LPG)	1	0.26%
424 - Carbon monoxide incident	1	0.26%
442 - Overheated motor	1	0.26%
443 - Breakdown of light ballast	1	0.26%
445 - Arcing, shorted electrical equipment	1	0.26%
531 - Smoke or odor removal	2	0.53%
551 - Assist police or other governmental agency	2	0.53%
553 - Public service	9	2.38%
561 - Unauthorized burning	4	1.06%
611 - Dispatched & cancelled en route	15	3.97%
622 - No incident found on arrival at dispatch address	9	2.38%
651 - Smoke scare, odor of smoke	2	0.53%
731 - Sprinkler activation due to malfunction	1	0.26%
733 - Smoke detector activation due to malfunction	1	0.26%
735 - Alarm system sounded due to malfunction	1	0.26%
743 - Smoke detector activation, no fire - unintentional	1	0.26%
745 - Alarm system activation, no fire - unintentional	2	0.53%
746 - Carbon monoxide detector activation, no CO	3	0.79%
TOTAL INCIDENTS:	378	100.00%

Only REVIEWED incidents included. Summary results for a major incident type are not displayed if the count is zero.

Burlington Fire Department

Burlington, IA

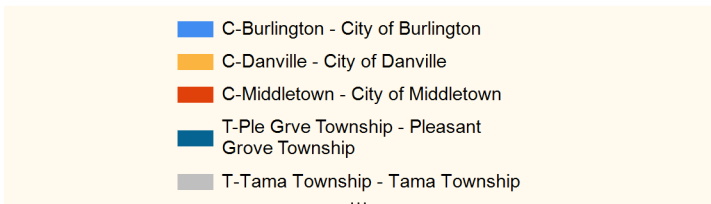
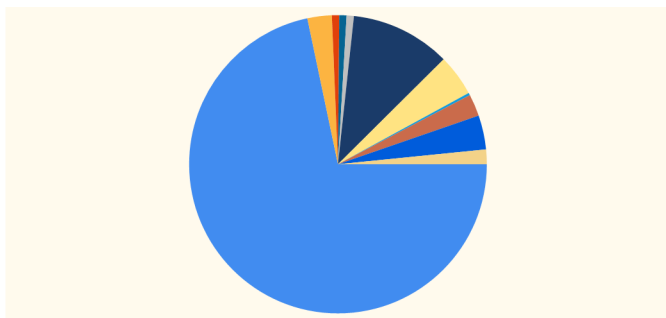
This report was generated on 3/8/2018 9:06:16 AM



Count of Incidents by Incident Type per Zone

Incident Status: Reviewed | Start Date: 02/01/2018 | End Date: 02/28/2018

% of Incidents per Zone



INCIDENT TYPE	# INCIDENTS	% of TOTAL
C-Burlington - City of Burlington		
111 - Building fire	3	0.79%
113 - Cooking fire, confined to container	2	0.53%
151 - Outside rubbish, trash or waste fire	1	0.26%
321 - EMS call, excluding vehicle accident with injury	212	56.08%
322 - Motor vehicle accident with injuries	5	1.32%
323 - Motor vehicle/pedestrian accident (MV Ped)	1	0.26%
324 - Motor vehicle accident with no injuries.	3	0.79%
442 - Overheated motor	1	0.26%
443 - Breakdown of light ballast	1	0.26%
445 - Arcing, shorted electrical equipment	1	0.26%
531 - Smoke or odor removal	1	0.26%
551 - Assist police or other governmental agency	2	0.53%
553 - Public service	9	2.38%
561 - Unauthorized burning	4	1.06%
611 - Dispatched & cancelled en route	5	1.32%
622 - No incident found on arrival at dispatch address	9	2.38%
651 - Smoke scare, odor of smoke	2	0.53%
731 - Sprinkler activation due to malfunction	1	0.26%
733 - Smoke detector activation due to malfunction	1	0.26%
735 - Alarm system sounded due to malfunction	1	0.26%
743 - Smoke detector activation, no fire - unintentional	1	0.26%
745 - Alarm system activation, no fire - unintentional	2	0.53%
746 - Carbon monoxide detector activation, no CO	3	0.79%
Zone: C-Burlington - City of Burlington Total Incident:	271	71.69%
C-Danville - City of Danville		
321 - EMS call, excluding vehicle accident with injury	10	2.65%
Zone: C-Danville - City of Danville Total Incident:	10	2.65%

Report shows count of incidents for Status selected.

INCIDENT TYPE	# INCIDENTS	% of TOTAL
C-Middletown - City of Middletown		
321 - EMS call, excluding vehicle accident with injury	3	0.79%
Zone: C-Middletown - City of Middletown Total Incident:	3	0.79%
C-West Burlington - City of West Burlington		
321 - EMS call, excluding vehicle accident with injury	39	10.32%
611 - Dispatched & cancelled en route	2	0.53%
Zone: C-West Burlington - City of West Burlington Total Incident:	41	10.85%
Henderson - Henderson County		
321 - EMS call, excluding vehicle accident with injury	13	3.44%
322 - Motor vehicle accident with injuries	1	0.26%
611 - Dispatched & cancelled en route	3	0.79%
Zone: Henderson - Henderson County Total Incident:	17	4.50%
Out of County - Out of County		
611 - Dispatched & cancelled en route	1	0.26%
Zone: Out of County - Out of County Total Incident:	1	0.26%
T-Con Township - Concordia Township		
321 - EMS call, excluding vehicle accident with injury	8	2.12%
611 - Dispatched & cancelled en route	1	0.26%
Zone: T-Con Township - Concordia Township Total Incident:	9	2.38%
T-Flt Riv Township - Flint River Township		
118 - Trash or rubbish fire, contained	1	0.26%
141 - Forest, woods or wildland fire	1	0.26%
321 - EMS call, excluding vehicle accident with injury	8	2.12%
424 - Carbon monoxide incident	1	0.26%
531 - Smoke or odor removal	1	0.26%
611 - Dispatched & cancelled en route	2	0.53%
Zone: T-Flt Riv Township - Flint River Township Total Incident:	14	3.70%
T-Ple Grve Township - Pleasant Grove Township		
321 - EMS call, excluding vehicle accident with injury	2	0.53%
611 - Dispatched & cancelled en route	1	0.26%
Zone: T-Ple Grve Township - Pleasant Grove Township Total Incident:	3	0.79%
T-Tama Township - Tama Township		
321 - EMS call, excluding vehicle accident with injury	2	0.53%
412 - Gas leak (natural gas or LPG)	1	0.26%
Zone: T-Tama Township - Tama Township Total Incident:	3	0.79%
T-Union Township - Union Township		
111 - Building fire	1	0.26%
143 - Grass fire	1	0.26%
151 - Outside rubbish, trash or waste fire	1	0.26%
321 - EMS call, excluding vehicle accident with injury	2	0.53%
322 - Motor vehicle accident with injuries	1	0.26%

Report shows count of incidents for Status selected.

INCIDENT TYPE	# INCIDENTS	% of TOTAL
Zone: T-Union Township - Union Township Total Incident	6	1.59%
TOTAL INCIDENTS FOR ALL ZONES:	378	100%

Report shows count of incidents for Status selected.

Burlington Fire Department

Burlington, IA

This report was generated on 3/8/2018 9:09:07 AM



Incident Count per Complaint Reported by Dispatch for Date Range (NEMSIS 3 Incidents Only)

Start Date: 02/01/2018 | End Date: 02/28/2018

COMPLAINT REPORTED BY DISPATCH	# INCIDENTS
Abdominal Pain/Problems	8
Allergic Reaction/Stings	1
Assault	2
Back Pain (Non-Traumatic)	6
Breathing Problem	38
Burns/Explosion	1
Cardiac Arrest/Death	3
Chest Pain (Non-Traumatic)	19
Choking	1
Convulsions/Seizure	8
Diabetic Problem	3
Falls	74
Headache	3
Heart Problems/AICD	3
Heat/Cold Exposure	1
Hemorrhage/Laceration	4
Medical Alarm	1
No Other Appropriate Choice	20
Overdose/Poisoning/Ingestion	3
Psychiatric Problem/Abnormal Behavior/Suicide Attempt	8
Sick Person	26
Stab/Gunshot Wound/Penetrating Trauma	1
Stroke/CVA	6
Traffic/Transportation Incident	10
Transfer/Interfacility/Palliative Care	10
Traumatic Injury	11
Unconscious/Fainting/Near-Fainting	27
Unknown Problem/Person Down	9
Well Person Check	2

Incidents included must be NEMSIS 3 and either Complete or Reviewed. COMPLAINT REPORTED BY DISPATCH is recorded on Basic Info 5. If looking for NEMSIS 2 Incidents, refer to Report #1041.

Burlington Fire Department

Burlington, IA

This report was generated on 3/8/2018 9:44:33 AM



Average Response Time for Zone for Date Range

Zone: All Zones | Start Date: 02/01/2018 | End Date: 02/28/2018

Zone Title	AVERAGE RESPONSE TIME in minutes (Dispatch to Arrived)
Henderson - Henderson County	16.38
T-Ple Grve Township - Pleasant Grove Township	14.89
T-Flt Riv Township - Flint River Township	13.77
C-Danville - City of Danville	13.08
C-Middletown - City of Middletown	11.90
T-Union Township - Union Township	10.67
T-Tama Township - Tama Township	7.82
T-Con Township - Concordia Township	6.45
C-West Burlington - City of West Burlington	5.80
C-Burlington - City of Burlington	5.51

Only REVIEWED incidents included This report shows the time in decimal format. Excludes "Cancelled" apparatus.

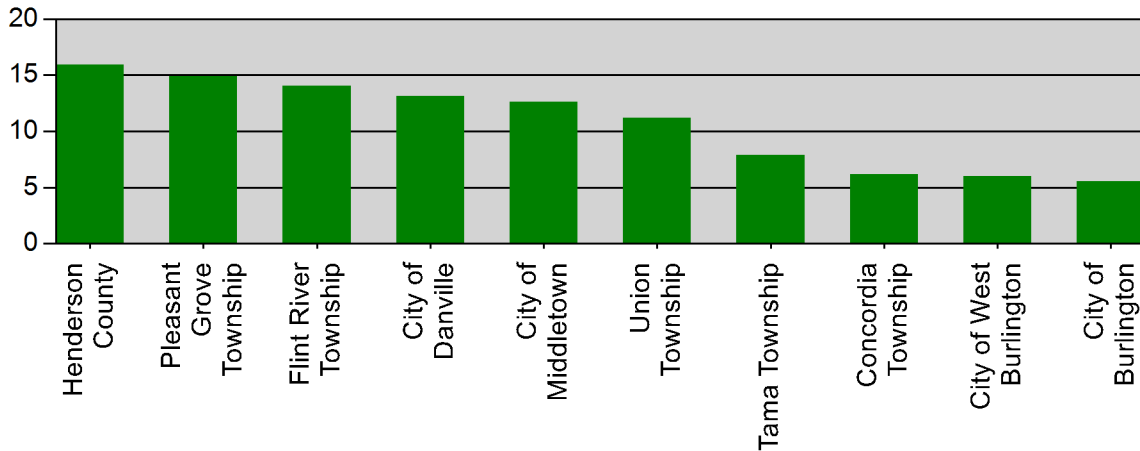
Burlington Fire Department

Burlington, IA

This report was generated on 3/8/2018 9:47:47 AM



Response Mode: Lights and Sirens | Start Date: 02/01/2018 | End Date: 02/28/2018



Zone	AVERAGE RESPONSE TIME (in minutes)
Henderson County	15.92
Pleasant Grove Township	14.89
Flint River Township	14.06
City of Danville	13.14
City of Middletown	12.59
Union Township	11.21
Tama Township	7.91
Concordia Township	6.16
City of West Burlington	6.00
City of Burlington	5.53

Only REVIEWED incidents included. Response Time is Dispatched to Arrived. Includes all apparatus with arrival times. Excludes "Cancelled" apparatus.



EMERGENCY REPORTING

emergencyreporting.com

Doc Id: 342

Page # 1 of 1